

# habitat

summer 2010/11 rrp\$7.95 issue 13

## come home to colour

find out your  
colour psyche

a star-struck  
Christchurch  
garden

exciting  
exteriors



make yourself a home

Resene Hot N Spicy



Resene Rock N Roll



Resene Pursuit




Resene Switched On



Enjoy life in total colour


 Resene First Light



 Resene Escape



 Resene  
Free Spirit



 Resene  
Elvis



Resene  
**Total Colour**  
System

Get more life in your colour and more colour in your life with the **Resene Total Colour System**. Thousands of colours to choose from for all your interior and exterior decorating projects, including the latest **The Range 2011/12 fashion fandeck** full of fashion colour trends for 2011/12 and beyond. Or let us create a custom colour match to suit your style.

# Resene

the paint the professionals use

1800 738 383  
[www.resene.com.au](http://www.resene.com.au)

0800 RESENE (737 363)  
[www.resene.co.nz](http://www.resene.co.nz)

Colours as close as printing process allows

Editor: Sharon Newey  
Advertising Manager: Carolyn de Freyne  
Phone: 0272 808 070, email carolyn@tangiblemedia.co.nz  
Design: Sally Fullam, Karryn Muschamp, Marc Backwell

Published by

**tangible**

Publisher: John Baker  
Publisher – Customer Magazines: Julian Andrews  
Creative Services Director: Lisa Morton  
Distribution Manager: Esther Berg  
Production Manager: Kirsten Bryan

Printing: PMP Print

Tangible Media  
PO Box 78070, Grey Lynn, Auckland 1021, New Zealand  
Phone: +649 360 5700  
Facsimile: +649 360 5702  
www.tangiblemedia.co.nz



Published for



the paint the professionals use

In Australia:  
Resene Paints (Aust) Ltd  
PO Box 785, Ashmore City  
QLD 4214  
Website: www.resene.com.au  
Email: advice@resene.com.au  
Phone: 1800 738 383

In New Zealand:  
Resene Paints Ltd  
PO Box 38242, Wellington Mail Centre  
Lower Hutt 5045  
Website: www.resene.co.nz  
Email: advice@resene.co.nz  
Phone: 0800 RESENE (737 363)

Some products or services may not be offered in your area or country. Please check with your local Resene ColorShop for availability. Most Resene products can be ordered in on request though lead times and minimum order quantities may apply.

To update your mailing address, email update@resene.co.nz with 'Update Habitat magazine details' in the subject line. Please include your ColorShop Cardholder number. Or call 0800 RESENE (737 363) (NZ) or 1800 738 383 (AUST).

Colours are as close as the printing process allows. Always try a Resene testpot or view a physical colour sample before making your final choice. Printed on environmentally responsible paper, sourced from sustainable managed PEFC certified fibre, and compliant with the requirements of environmental management system standard ISO14001, using environmentally neutral offset web inks.

*habitat* is a bi-annual publication. The contents of *habitat* are copyright and may not be reproduced in any form without the written permission of Resene. Opinions expressed in *habitat* are not necessarily those of Resene or the publisher. No responsibility is accepted for the authors' suggestions or conclusions, or for any errors or omissions. Copyright 2010 Resene Paints Ltd. ISSN: 1176-8010

# Building, Renovating, Decorating?

Think free entry, free parking, free seminars



Think free home ideas - 7 days a week

Auckland The Strand, Parnell / Christchurch Mandeville St, Riccarton / Wellington Cnr Esplanade & Lower Hutt St [www.homeideas.co.nz](http://www.homeideas.co.nz)





## welcome

I'm celebrating. Not just the return of warmer weather but the return of colour to the walls of our homes. For too long we've been lost in a wilderness of white and cream, and while Resene does neutral-coloured paint extremely well (Resene Tea anyone? Or a pinch of Resene Black White?), it's the regular The Range fandecks that really get my heart racing. I long for a splash of pulsating red, a crisp green or a soothing blue to make me feel more alive.

Resene has always been renowned for its fashion colour collections, and The Range 2011/12 is no exception – visit a Resene ColorShop and have a look. You'll also see colours from that fandeck throughout the pages of this magazine.

Using colour on your walls can be a bit scary after so many years of living with pale interiors but with a little consideration and help, it can look stunning. Just turn to page 20 to see what I mean – a Christchurch house of green, grey, orange and midnight blue executed beautifully. Or if you're still keen on a mostly white interior, use a single strong accent as seen on page 52.

Another re-introduction into colour is to use the 'colour personality' theory that we all gravitate towards a seasonal colour palette. Check it out on page 32.

So go on, grab a colour testpot and give it a go.

**Sharon Newey editor**

It's hard to believe that half a century ago Resene started with a grand total of six colours – that's all that was needed at the time. Of course it was only a few years later, that such a limited palette perhaps wasn't enough after all, and thus we began creating more colours to suit a wide range of decorating projects.

Up until the late 1960s though, colours remained basically pastel, pastel and well, pastel. Resene was at the forefront of change, introducing bright colours in 1969 by using new breakthrough tinting technology. That was the start of the new trend to bolder and brighter colours.

Today we have thousands of colours to choose from and if you still can't find what you are after, we can create a custom colour match for you. Even the humble Resene testpot that we take for granted only became available in an extensive range in 1981.

Of course you can't have colour without the all-important tinters. Over the years, tinters have become increasingly sophisticated and these days they are highly concentrated automotive grade and VOC free, which means that the colours not only look good for longer but they have less impact on the environment, too. We live in a world of colour, so don't be afraid to splash a bit of it around your place – you'll be surprised what a positive difference it can make to your day.



40



50



**Cover look**  
Get hot and spicy with this welcoming, summery look to your front door. Inspired by the sizzling, saturated tones of Mexico, the Resene Daredevil front door is surrounded by Resene Half Alabaster architraves and Resene First Light weatherboards. The veranda deck is finished in Resene Calypso with Resene Billabong doorstep. The brightly coloured cushion and bag are from Citta Design and potted lemon and orange trees from Tully & Gardener and doormat from Redcurrent.

**styling** Lisa Morton  
**picture** Dallas Pickering

Resene Pursuit 

# contents

## come home to colour

### 20 to be so bold

A perfect collaboration between designers and owners

### 32 what's your colour psyche?

Defining colour choices by the season

### 40 in honour of colours

Winners of the new Resene Total Colour Awards

### 46 facing the colour challenge

TV's *Apprentices* redecorate identical apartments

### 50 chop and change

An old butcher's shop becomes a light-filled home

### 62 pretty in pink

Our kids' room makeover winner

### 66 all that glitters...

A jewel-like home sparkles with colour

### 76 time for a facelift?

Exterior paint schemes for your house

### 84 in the stars

Astrology is to blame for this riotous garden

### 92 garden gold

A seaside garden picks up honours



70



55



66

## every issue

### 8 testpots

Striking accent colours from Resene's new The Range 2011/12

### 12 off the shelf

New products for the home

### 30 doing it

Manukau Beautification makes a difference

### 43 win with Resene

### 44 step by step noticeboard

Taking notice of three clever Resene products

### 61 colourful person

Phillip Liggins revives an ancient art form

### 64 diy kidz

A beautiful beaded light shade

### 70 like a fine wine

A rich red kitchen glows with sophistication

### 74 all white's not alright

Turquoise gives the edge to this bathroom

### 80 hard truth

All about house washing

### 83 step by step

Cleaning out your gutters

### 93 going green

A tiny tribute to recycling – the demo shed

### 94 cardholder offers and discounts

### 96 hey, *habitat*

Your views and news

### 98 my favourite colours

Apprentice contestant Catherine Livingstone



8









91



20

# colour confidence

Intense colour accents play off against restful neutrals.

- |  |   |
|--|---|
|  Resene Switched On |  Resene Knock Out      |
|  Resene Pukeko      |  Resene Half Alabaster |
|  Resene Howzat      |  Resene Blackjack      |
|  Resene Outrageous  |   |





Take the latest colour palette from Resene, The Range 2011/12, and team it with the popular The Range Whites & Neutrals and what do you get? Some stunning colour combinations that show you don't have to always play it safe to create a delicious colour scheme. Even the most neutral schemes can include strong splashes of intense accent colours in feature areas or accessories.

Colour has become an inseparable part of our lives and the way we view the world. Predictable and boring are bypassed. We have come to expect a world where everything is touched by colour.

As we remember to appreciate the things we have and those around us, we also become more creative in taking what we have and the best of the past, and using these to create modern memories and a fresh outlook on the future. Colour schemes are becoming increasingly more individual as we break out of specific eras, designated fashions and aesthetics and instead focus on creating more simple homely spaces inspired by memories and the pleasures of the everyday. Nostalgia comes through in feel-good colours like landscape greens, yellows and ochres, such as Resene Fleetwood. Yellows have a retro undertone with an underlying hint of green.

Upcycling and recycling are increasingly mainstream as we try to do more with less. Combine a complete new look with minimal environmental burden – rearrange artwork and cushions, mix and mingle accessories, rejuvenate furniture with a fresh lick of paint and >

## bright and breezy

Far left Colours for 2011/12 are generally cleaner and less complicated with touches of uber bright reds, oranges, yellows and violets, such as Resene Switched On (yellow) and Resene Pukeko (purple), to draw in the eye like a flower. Perfect for playful spaces and kids' rooms, there are clear greens such as Resene Howzat and spicy oranges like Resene Outrageous. Saturated reds are in abundance and a definite feature of the new palette from deep rusty hues to those with a feminine pink twist such as Resene Knock Out. Use clean crisp neutrals such as Resene Half Alabaster (at the back) and Resene Blackjack to offset the strength of these bold tones.

Alexander Girard wooden dolls, \$200 each, and Planet Robot, \$69, from Cite. Verner Panton Yellow Flowerpot table lamp, \$1143, from Design Denmark. David Bromley tapestry 'Swing' painting, \$1350, from Smyth Galleries. Toy drum, \$29.99, and orange lion, \$11.95, from Trade Aid. Vintage books, \$5 each, and truck, \$275, from Flotsam & Jetsam. Elm console table, \$1199, from Republic Home. Orange ukulele, \$58, from The Garden Party. Jamie McLellan Twig coat stand, \$795, from Simon James Design. Esther Lamb purple long chunky chain scarf, \$90, from The Poi Room. Easton Pearson Flower Pool rug, POA, from Designer Rugs.

-  Resene Calypso
-  Resene Awash
-  Resene Gondwana
-  Resene First Light
-  Resene Fantail
-  Resene Half Rickshaw

## of sea and sand

Left Nature continues its influence with fresh colours, rustic textures and the beauty of handcrafted pieces. Watery blues, such as Resene Awash are refreshing and optimistic while muddied greens such as Resene Gondwana (second left) are earthy and natural. Crossover hues that move from green to blue are a feature of The Range 2011/12 and remind us of the sea, such as Resene Calypso (third from left). Set these against washed, sandy and weathered neutrals for timeless appeal – Resene Half Rickshaw (back left), Resene First Light (back right) and Resene Fantail (front right).

Side table, ceramic jug and canister, POA, from Acland Holdings. Vintage green chair, \$169, lantern, \$99, and Tsunami drawers, \$999, from Republic Home. Datsun Tran 'Birds' watercolour cube, \$130, from Smyth Galleries. Caroline Bensingher Kete, \$160 from The Poi Room. Kilim cushion, \$285, from Corso Dé Fiore.

add a splash of paint colour to walls for a completely new look.

Colours are evolving more slowly and colour trends are lasting longer, with a slow waxing and waning of favourites. There is a dichotomy between those seeking cheerful environments with optimistic brights and those wanting to play it safe with dark hues and neutrals.

Neutrals, browns and beiges tend towards warmer comforting variants, such as Resene Secret Road and Resene Fantail. There is a slow move from the grey family to browns, warm neutrals and mineral-inspired hues, including subtle flesh tones such as Resene Half Rickshaw. Off-whites are pure and uncomplicated, and there is

a definite comeback of cool white, such as Resene Barely There, as a background neutral.

Pink diverges into many hues from soft to luscious, such as Resene Smitten and Resene Devoted, to suit a wider range of projects. Blues are also growing in number, with intense blues, such as Resene Magnum and Resene Nite Life, a viable neutral alternative to grey or black. Combine the simplicity of blue and silver, such as Resene Silver Streak, for a luxurious modern look. **H**

styling Lianne Whorwood and Lisa Morton  
pictures Aaron McLean



-  Resene Blackout
-  Resene Black Sheep
-  Resene Half Alabaster
-  Resene Grapevine
-  Resene Thriller

## mono magic

Head to the city for a truly urban look with the growing range of coffee bean blacks and clean greys from The Range 2011/12. Use Resene Thriller (grey), Resene








Blackout (rear) and Resene Black Sheep against the clean elegance of Resene Half Alabaster but have some fun with an eye-punching bright, such as Resene Grapevine (purple) to enliven the scheme.

Ring chair, \$1045, and Gacela side table, \$1520, from Indice. Beocom 2 Complete telephone, \$1875, from Bang & Olufsen. Lukeke Design black glass goblets, \$250 each, from One. White coral reef vase, \$380, from Corso Dé Fiore. Broncoman, \$165, from Macy Home. Black flock five-light pendant, \$399, and chrome sculpture, \$750, from Lightplan Design and Supply.



### stockists

Acland Holdings, [www.acland.co.nz](http://www.acland.co.nz), 09 630 6177. Bang & Olufsen, [www.bang-olufsen.com](http://www.bang-olufsen.com), 09 524 2411. Cite, [www.citeltd.co.nz](http://www.citeltd.co.nz). Corso Dé Fiore, [www.corso.co.nz](http://www.corso.co.nz). Design Denmark, [www.danishdesign.co.nz](http://www.danishdesign.co.nz). Designer Rugs, [www.designerrugs.co.nz](http://www.designerrugs.co.nz), 09 300 6116. Flotsam & Jetsam, 09 361 3831. Indice, [www.indice.co.nz](http://www.indice.co.nz), 09 376 9167. Lightplan Design and Supply, [www.lightplan.co.nz](http://www.lightplan.co.nz), 09 623 7209. Macy Home, 09 361 3388. One, 09 550 5403. Republic Home, [www.republichome.co.nz](http://www.republichome.co.nz), 09 361 1137. Simon James Design, [www.simonjamesdesign.com](http://www.simonjamesdesign.com), 09 377 5556. Studio Ceramics, [www.studioceramics.co.nz](http://www.studioceramics.co.nz). Smyth Galleries, [www.smythgalleries.co.nz](http://www.smythgalleries.co.nz), 09 360 6044. The Garden Party, [www.thegardenparty.co.nz](http://www.thegardenparty.co.nz), 09 378 7799. The Poi Room, 09 378 7799. Trade Aid, [www.tradeaid.org.nz](http://www.tradeaid.org.nz).

-  Resene Fleetwood
-  Resene Secret Road
-  Resene Smitten
-  Resene Devoted
-  Resene Magnum
-  Resene Nite Life
-  Resene Silver Streak

WARWICK



Butterfly Vine Collection  
0800 922 000 (outside Auckland)  
09 477 3080  
[www.warwick.co.nz](http://www.warwick.co.nz)



# off the shelf

New products and ideas for the home.



## summer time >

Summer is here and what better way to get into the mood than to reinvent your outdoor look. Waikiki from Warwick is a fun outdoor collection consisting of a multi-coloured stripe and coordinating plains. See [www.warwick.co.nz](http://www.warwick.co.nz).

Resene Optimist 



## fresh colour ^

Resene has launched its exciting new The Range 2011/12, packed with some vibrant new colours. It reflects a trend for colour schemes that are becoming more individual as decorators focus on creating more simple homely spaces. Colour trends are lasting longer, with a slow waxing and waning of favourites. Colour trends are lasting longer, with a slow waxing and waning of favourites. Colours for 2011/12 are generally cleaner and less complicated, with more feminine hues. Nature continues its strong influence with sunny yellows and fresh greens. Reds are in abundance. Blues are also growing in number, with intense blues becoming a viable neutral alternative to grey or black. There is a slow move from the grey neutral to those based on warm browns and a comeback of cool white. Available from Resene or order your copy online from [www.resene.com](http://www.resene.com).

Resene Daredevil 

## < ultimate alfresco cooking

Why settle for less when you can have the full featured Maxim S7SB barbecue to create culinary masterpieces with ease, outdoors? With five main burners, an infra-red back burner and a gas hob, and electronic ignition the Maxim S7SB comes with a 12V battery rotisserie kit, a tailored heavy-duty cover and is made of stainless steel to reduce rusting and keep its good looks. Available nationwide for RRP \$3699. Visit [www.rinnai.co.nz](http://www.rinnai.co.nz).




## find a tradesperson

Many of us often find the need for a good competitively priced tradesperson, but don't know where to turn. A new website, [www.builderscrack.co.nz](http://www.builderscrack.co.nz), links homeowners and tradespeople using a reverse auction process, where you list the renovation or repair job you need done, and let tradespeople bid for the work. Photographs of the work required can be included and homeowners can see how previous clients have rated the tradespeople who respond. There are plenty of reviews available as more than 5000 jobs have been posted on the site.

The system is free for homeowners (tradespeople pay a small fee on work they secure) and all home trades are covered, including painters, builders, plumbers, roofers, drain layers, interior designers, landscapers and heat pump installers.

Resene Refresh 



## embellish your space ^

Wall decals are stylish removable vinyl graphics designed to add flair to your home decor. The designs have a matt/satin finish, so look like they have been professionally painted on the wall. The vinyl is self-adhesive, easily installed over smooth surfaces and will last over five years if applied and maintained correctly. View the range online at [www.resene.co.nz/decals.htm](http://www.resene.co.nz/decals.htm) or at your local Resene ColorShop (NZ only).

## past and present >

The designers of Vision's latest wallpaper found inspiration in tactile and architectural shapes, such as the Bird's Nest stadium in Beijing. The various layers within the wallcovering and the use of metallic accents create a constant play of light, which seems to breathe life into walls. Available from Resene ColorShops.

Resene Bullseye 



## top stuff

The recently launched Resene Summit Roof waterborne low-sheen roof paint has been voted best new product by the NZ Master Painters. The paint combines a durable and desirable low-sheen finish suitable for use on a variety of roofs. The Resene Summit Roof range is also available with Resene CoolColour technology, ideal for those wanting darker colour roofs without the associated heat buildup. Order your chart free online from [www.resene.com](http://www.resene.com) or pick up a copy at your local Resene ColorShop or reseller.



## all steamed up ^

Top chefs using Electrolux professional cooking appliances have long combined hot air and steam to create food that's both crisp and golden, while retaining taste, texture, flavour and vitamins. Now you can emulate those professional results at home with the Electrolux Compact Steam Oven. And because it's a combination steam oven, you can prepare everything by traditional convection methods too. Find out more at [www.electrolux.co.nz](http://www.electrolux.co.nz).

Resene Pulse 

## suds up >

No need to reach for the slippery soap ever again. The new Indulge Shower System from Foreno Tapware connects to your existing slide shower and, filled with your favourite body wash or shower gel, the shower delivers a foaming stream of water. Rotate the holder to turn off and rinse with clean water. The indulge shower system uses a surprisingly small amount of body wash or shower gel per shower and works best in houses with mains pressure systems. Visit [www.foreno.co.nz](http://www.foreno.co.nz).



## organic textiles ^

Organic hand-printed fabrics featuring creations from up-and-coming Australian and American designers are now available through Vida Textiles. With an emphasis on upholstery, all of the textiles are either certified organic and/or sustainable and use water-based ink. There's also a range of organic towels and linen. See [www.vidatextiles.co.nz](http://www.vidatextiles.co.nz).

Resene Globe 



## < texture your walls ^

Muros decorative wall panels offer unique options and ideas to dress your walls. Choose from a range of innovative designs – white stone, raw concrete (pictured), silver weave or multi-coloured brick. Lightweight, space-saving and easy-to-install, the Muros Wall Panel system provides depth and relief in any space. Panels can also be painted or highlighted using the Resene Environmental Choice range. Visit [www.muros.co.nz](http://www.muros.co.nz).

Resene Bluegrass 

## magnetic art >

These unique magnetic wallscapes are perfect to use with Resene Magnetic Magic – then you can enjoy them in any room of the house without damaging the walls. Halfway between art and play, they are handmade from selected upcycled fabrics, vintage wallpapers and various other materials. There are many designs available and the creator, Helen Riley-Duddin, can also do custom-made designs. Visit [www.hjrddesign.co.nz](http://www.hjrddesign.co.nz).



## swatches by touch ^

Resene's iFandek has expanded to include wallpaper and the Resene Curtain Collection. Now you can access thousands of Resene paint colours, wallpaper and curtain swatches at the touch of a finger simply by installing Resene's iSwatch on your iPhone or iPod Touch – it's easy and takes just 60 seconds. The 'live' version accesses information on the fly from an online database or the app version that is stored on your phone but is updated less frequently. The live version works on a range of mobile phones too. To find out more go to [www.resene.com/iswatch.htm](http://www.resene.com/iswatch.htm).

Resene  
Red Hot 



## < tough going

Resene  
Cream Can 

Portfolio strand bamboo flooring is the latest new product range available from Teragren™. Portfolio comes in a choice of 10 distinctive fashion colours and textures as well as with accessories such as stair parts and trims to match. Great for high-traffic areas, 154% harder than red oak, Portfolio is also extremely eco-friendly and comes with a high standard of environmental credentials. Installation is simple with the patented self-locking system. Just drop and lock each plank in place for a tight, clean seam that doesn't require glue, staples, or nails. Visit [www.teragren.co.nz](http://www.teragren.co.nz).

## sofa with extras >

This new sofa system combines the elegance of designer Antonio Citterio with the innovation of Vitra. Accessories such as the tall headrest, a desk tablet which attaches to the back of the sofa and the footstool make this a multifunctional design piece which could suit any space or living style. See [www.cite.co.nz](http://www.cite.co.nz).



## walls with wow >

Resene  
California 

Retro Blocks 3D feature wall tiles are a new and unique innovation designed to create maximum impact for interior feature walls. The range includes 17 geometric and organic themed designs and can be custom-finished or painted to suit any interior. Although designed specifically for commercial projects, Retro Blocks are just as effective for domestic projects. The 600mm square tiles are made from environmentally-friendly, fibre strengthened gypsum. They are 100% recyclable, fire resistant and non-toxic with excellent sound insulation properties. Installation is simple and they can be finished in Resene paint tinted to your favourite Resene colour. Visit [www.retroblocks.co.nz](http://www.retroblocks.co.nz).



## paper plates be gone! >

Simple, beautiful and functional, Wasara eco-friendly compostable Japanese tableware is ideal for weddings, picnics and outdoor meals. Wasara products are water and oil resistant, and suitable for hot or cold food and drink. Sturdy and durable, they are made of sugar cane fibre, bamboo and reed pulp, with no chemicals or resins. There are 14 pieces in the collection. Available through selected retail stores or see [www.epicuretrading.co.nz](http://www.epicuretrading.co.nz).



## flutter on by >

Flutter Design has remodeled this classic chair using modern materials and fashion styling. Made famous in the 1950s for timeless casual comfort the chairs are now available in a choice of frame colours and interchangeable covers, some featuring NZ print artist Philippa Bentley's limited edition Dragonfly series. Hand screen printed using durable UV-proof ink onto waterproof UV-resistant fabric, the design also comes as a single large dragonfly image. Visit [www.flutterdesign.co.nz](http://www.flutterdesign.co.nz).

Resene Secrets 



## < yesterday... today

Silhouettes are once again at the forefront of fashion. This beautifully simple design style is the inspiration behind the new Organza wallpaper from Vision. Ornamental shapes, chandeliers, trailing vines and stylised florals are found throughout the collection, evoking thoughts of a bygone era, but with a modern twist. Available from Resene ColorShops.

## makes sense >

Resene introduces two eco-friendly innovations wrapped up in one product. New Environmental Choice approved Resene Earthsense Ceiling Paint has a special renewable extender pigment, providing at least 20% by volume of renewable raw materials in the final paint film, and 65% in the wet paint with the inclusion of water. The Resene Earthsense paints are also made from 100% recycled industrial waste. Available from Resene, [www.resene.com](http://www.resene.com).

Resene  
Mother Earth 



Have you ever wondered why some people are so good with colour?



Debbie's Colour Course will introduce you to the magic and manipulation of colour through theory, practical knowledge and exercises to develop your own passion for colour and design.



Courses will be available in major centres in New Zealand.

To register your interest contact Debbie Abercrombie:

Phone 09 478 4440

Mobile 021 91 4449

[debbie@abercrombieltd.co.nz](mailto:debbie@abercrombieltd.co.nz)

[www.debbieabercrombie.co.nz](http://www.debbieabercrombie.co.nz)



### kiddy cods ^

Have your kids been eyeing up your Cape Cod chairs lately? They can now have their very own from [www.capecodoutdoorfurniture.co.nz](http://www.capecodoutdoorfurniture.co.nz), and have them painted in a range of cool Resene paint colours.

Resene Reservoir 



### guilt-free flooring ^

Strong global demand for bamboo building materials in recent years has resulted in the felling of natural forests in parts of China, to make way for bamboo plantations. Bamboo Direct now offers bamboo flooring with FSC-certification, which certifies that there has been no forest conversion, and assesses the harvest and production process. FSC is the only forest certification system supported by all major environmental groups. Visit [www.bamboodirect.co.nz](http://www.bamboodirect.co.nz).

Resene Miso 

### snap, touch then ColourMatch v

If a colour catches your eye – be it in a dramatic cloud formation, sunrise, spectacular floral display or on a building or fabric – that colour can be caught on an iPhone and matched to a Resene paint colour with Resene ColourMatch. The application gives instant access to thousands of Resene colours enabling you to colour match from any image taken on your iPhone. Or use the colour spectrum to select a colour and find the nearest Resene paint colour and complementary colour suggestions. Colours can be saved to Favourites and emailed to colleagues, friends and family for them to view. Available free from the App Store<sup>SM</sup>. See [www.resene.co.nz/colourmatch](http://www.resene.co.nz/colourmatch) for a direct link to the free download.



### exotic blend ^


Inspired by one of the oldest and most beautiful cities in the world, the Villeroy & Boch Samarkand range exudes finesse and evokes an exotic bygone era. The tableware's intricate bordering features a different combination of stepped and chequered patterning. Colours include white, ivory and sand hues with accents of gold. Four boldly coloured buffet plates bring further vivacity. Available from selected stores; call 0800 442 784 or visit [www.villeroy-boch.com](http://www.villeroy-boch.com).

Resene Free Spirit 

### fab four >

"It was 20 years ago today, Sargent Pepper told the band to play, it's been going in and out of style, but it's guaranteed to raise a smile!" This much admired Beatles tribute by Rose & Heather features upholstery-weight jacquard weave stripe inspired by a pair of George Harrison's bell-bottoms! There's a choice of colours in stereo or mono. See [www.roseandheather.co.nz](http://www.roseandheather.co.nz).

Resene Kookaburra 



### < carpet samples direct

Cavalier Bremworth now has online sample ordering to make it easier to have carpet samples sent direct to your home. This simple, no-fuss system allows you to order samples any time – the 'order samples' button is underneath the colour tiles on every product page of the company's website at [www.cavbrem.co.nz](http://www.cavbrem.co.nz). You can also research products, get carpet care help and use the Cavalier Bremworth floor calculator tool.






## well trusted

Resene is proud to have been voted a top performer by New Zealanders in the Reader's Digest Trusted Brand 2010 survey.



### affordably frameless ^

The Sereno Frameless shower system by Crest is making the tiled shower accessible to everyone, combining the best features of top-end custom-made 10mm frameless glass showers with the benefits of the simple but well-known 'white plastic shower'. Classy yet not expensive, convenient without compromising on quality, Crest has a wide range of standard sizes available at your local bathroom store. Visit [www.crestshowers.co.nz](http://www.crestshowers.co.nz) or ring 0800 404 042.


Resene  
Chocolate Lounge 



### sailing to sleep ^

This cute baby cradle in the form of a boat is finished in Resene paint and made to order by the very clever people at [www.gracecraft.co.nz](http://www.gracecraft.co.nz).

Resene  
Double Cougar 



[www.bamboodirect.co.nz](http://www.bamboodirect.co.nz)

Bamboo Direct's architectural-grade bamboo flooring is found in design-rich environments throughout New Zealand, where sustainability meets innovation.

Bamboo is rated harder than the majority of hardwoods, for exceptional durability over the life of the floor.

Contact us for a free brochure on 0800 30 50 90



**Resene**  
Curtain Collection

Resene  
Curtain Collection  
Diva - Charcoal

Other colourways available



Bud



Chocolate



Latte

# Curtains

that co-ordinate with your walls

A collection of stunning fabrics and designs that co-ordinate with popular Resene wall colours.

So now you can choose your new Resene curtains when you choose your Resene paint.

**2010 collection out now!**

Available from Resene ColorShops and selected curtain specialists.

[www.resene.com/curtains](http://www.resene.com/curtains)

*special launch*



## a weekly fix

Get more of what you love about *habitat*, once a week.

It's always been a frustration to us at *habitat*, that we can't publish the magazine more regularly. As it is, thousands of cardholders are posted *habitat* free twice a year and from the feedback we receive, you love it.

Of course, given that Resene paint is used so extensively in so many homes, there are so many more examples of wonderful decorating projects that have used Resene that we just can't fit in the pages of the magazine.

So, the solution? A weekly email newsletter showcasing a glorious decorating project, using Resene paint. A regular sneak peek inside a home that uses colour in a way that's clever, creative or beautiful. Each six-photograph feature has tips on how the owners achieved the look of their home, a

chat with the owners about what it's like to live there, colour references, sourcing information for interesting furniture and design pieces and contact details for any designers or stylists who helped with the project. It's a little taste of *habitat* magazine every week, to see you through between issues.

Called Habitat of the Week, the newsletter went live a few weeks ago. Some of you will already be receiving and enjoying it. If not, go to [www.habitatoftheweek.co.nz](http://www.habitatoftheweek.co.nz) to join up.

And if you have a home or know of a home that showcases colour beautifully or cleverly, and would like to be featured on Habitat of the Week, we'd be interested in hearing from you. Just email us at [editor@habitatoftheweek.co.nz](mailto:editor@habitatoftheweek.co.nz) and include some photos. **H**



**Sprounging** v. To sprawl out on the carpet in the lounge.

This is Armure - a random loop pile in pure wool, combining the durability of a regular loop pile with the toe-curling softness of a cut pile carpet.

And that makes it just perfect for sprounging. You can order samples from [www.cavbrem.co.nz](http://www.cavbrem.co.nz) or phone 0800 808 303 for store locations.



**CAVALIER  
BREMWORTH**

New Zealand's pure wool carpetmaker.



[www.cavbrem.co.nz](http://www.cavbrem.co.nz)  
**SAMPLES DIRECT**



# to be so bold

Colourful interiors and beautiful spaces are the result of a perfect collaboration between designers and owners.



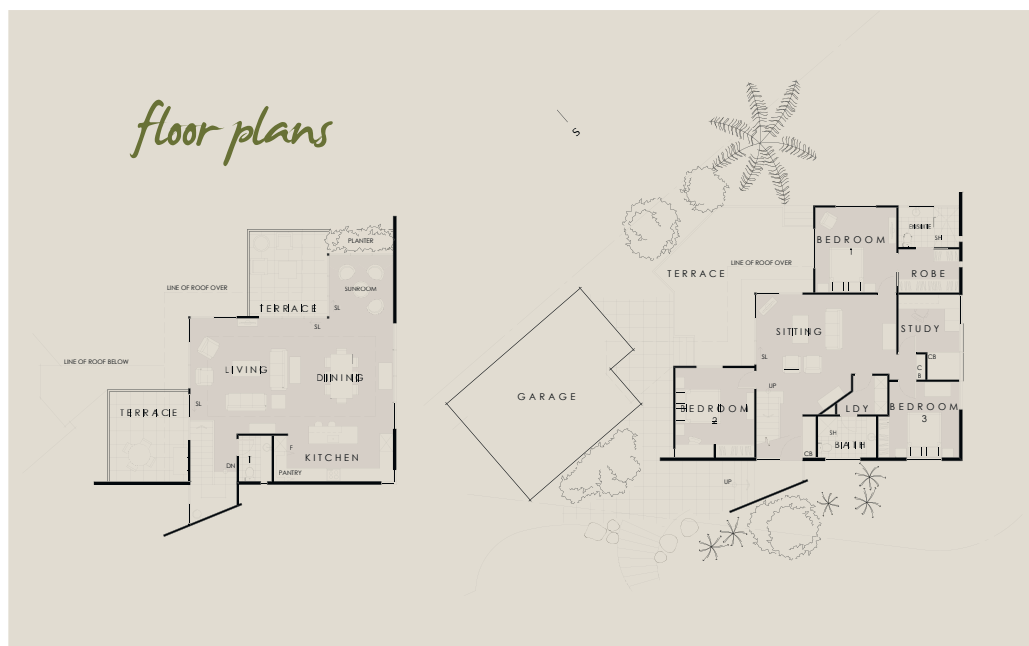
Chris Bracegirdle and Lindsay Robinson's self-assured Christchurch house is a great example of how best to live.

Its fabulousness is the result of acting with urgency, then employing a certain gutsy restraint. Keep reading and you'll realise there's no oxymoron here. The home is also a result of trusting the expertise and design skill of talented professionals.

The couple may never have driven this way across the Christchurch hills just over a decade ago, had they not swerved from Chris' plans for the day. Still resident in Nelson, Chris was on a weekend visit south. Suffering a cold, she cancelled an arrangement and instead drove slowly past a home listed for sale, on the apex of three roads. The house in question was fairly pedestrian – a weatherboard bungalow split in two.

One hugely redeeming feature, however, was its wide sea views. Not hesitating, Lindsay phoned architect and friend Ian Cumberpatch, who "drove straight over," spied the view from the roof and wholeheartedly endorsed the plan to purchase. By deciding so spontaneously, Chris and Lindsay neatly nipped in front of a growing line-up of potential buyers. It's something they've not regretted. >

floor plans



The living area is a sophisticated space with a spark of fun thanks to colourful furnishings. Resene Masala is on the back wall, the ceiling is Resene Merino, the kitchen Resene Pacifika and Resene Aluminium.

Resene Vibe

Resene Whiteout



**Above** Chris's initial reservations about using Resene Tia Maria in the hall dissipated once she saw it combined with the staircase materials. The front door is Resene Zibibbo.

**Above right** Chris in the kitchen: "We knew we needed some gorgeous rich colour."

**Opposite** The couple's most recent purchase for the house is this round painting by Brian L'Estrange, hung against a wall of Resene Masala.



Resene  
Masala



Resene  
Tia Maria

"In a matter of weeks Ian had the sketch done and those original specifications form exactly what stands here today," Chris says.

Both Ian and design-savvy master builder Lindsay could see it was both simple and ideal to build up on the home's existing footprint. This would maximise views, sunshine and light while simultaneously "tucking the home privately into its site".

Although the house sits on a compact 595 square metres of land, it seems generous and expansive. A barrel-vaulted ceiling along with reflective yet non-glaring surfaces result in a feeling of additional space.

Another early collaborator on this home was architectural and interior designer Wendy Campbell, who often works with Ian Cumberpatch on both residential and commercial projects. She believes the home benefits greatly from having been professionally conceived right from the decision to transform and build upwards.

Wendy would call this interior "crisp yet warm, and a little bit funky". A member of Architectural Designers New Zealand (ADNZ), she is often involved right from the start on budget, layout and all specifications. Later on she commissions bespoke soft furnishings and often sources artwork for clients. Her involvement is often ongoing; recently, for example, Chris asked Wendy to refresh several interior colours and fabrics, and to co-design (with Ian) some additional bespoke furniture.

When Lindsay and Chris bought here, Chris was at a point in life ideal for jettisoning some worn-out furnishings and starting again. While neither Lindsay nor Chris wanted stark, minimal surroundings, both have nevertheless been exceedingly selective about what to include in terms of furnishings, fabrics and artwork.

"We knew we needed some gorgeous rich colour. We also wanted easy, visible access to >



*did you know...*

Resene  
Pacifika 

That Resene has hundreds of inspirational real decorating projects online that were done on a wide range of budgets. Visit [www.resene.com/inspiration](http://www.resene.com/inspiration).



**Above** The only hint of the colour used within is Resene Tia Maria on a garden wall. Other colours used are the pale Resene Napa and darker Resene Masala.

**Above** The ensuite has a cleverly designed vanity that slices across a floor-to-ceiling window and through into the shower.

-  Resene Tia Maria
-  Resene Rhino
-  Resene Napa



our books,” Chris says. By involving Wendy and Ian they’ve managed to have both without sacrificing any modernity of style.

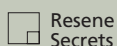
“Wendy pushed the colour envelope far further than I would have,” Chris admits. “If I’d decorated this without her I would have dabbled in safer shades and I know I wouldn’t have been so wholehearted about the result. The greatest risk for me personally was with Wendy’s choice of Resene Tia Maria, the deep orange of the stairwell wall. But I love it now! As soon as the stairs went in, its loudness was offset by pale matt aluminium and seemed absolutely great,” Chris says. Outside, the colour is repeated as a key landscaping feature, its cheekiness enhanced by bold verticals and unapologetically spiky plants.

Other bold choices include the deep mossy Resene Pacifika green of the kitchen joinery, the purpley Resene Zibibbo of the front door, and the uncompromising strength of Resene Rhino behind the bed in the master bedroom.


Creatively speaking, things are still evolving. At one stage the guest bedroom had a feature wall of Resene Cab Sav, but that’s now replaced by Resene Merino. And the kitchen back wall has just been sprayed with a Resene metallic paint (Resene Aluminium) so that the cook enjoys a sparkly reflected estuary view.

Chris and Lindsay, together with Wendy and Ian, share an understanding that the right site, together with ideal design, materials and colours never fail to lift the experience of daily living to another plane. And if this St Andrews Hill home is an indication, it’s an immensely enjoyable, deeply satisfying one. **H**

words Liesl Johnstone  
pictures Juliet Nicholas








Bed linen: Trevira fabric from Creation Baumann, duvet in design Samar; pillows and bolsters in Taffy

Resene Rhino 

Kitchen cabinetry: Modern Age Joiner

Architect: Ian Cumberpatch, [www.cumberpatch.co.nz](http://www.cumberpatch.co.nz)

Resene Pacifika 



Get the interior feature wall look with Resene SpaceCote Low Sheen tinted to Resene Tia Maria

Resene Tia Maria 

Interior designer: Wendy Campbell, [w.cam@xtra.co.nz](mailto:w.cam@xtra.co.nz)

Resene Zibibbo 



Stair treads: European Beech by Plytech.

Get the metallic look with Resene Enamacryl Metallic tinted to Resene Aluminium

Resene Merino 

Minimise fly spots on ceilings with Resene Fly Deterrent. Designed to discourage flies from sitting on painted surfaces, it reduces the appearance of unwanted fly spots.

*turn the page for alternative looks to this bathroom*

Resene Flourish 

# Spring into Summer

**15% OFF LUXAFLEX BLINDS**  
There's no better time to get the look you've been dreaming of for your home.



*Luxaflex*  
WINDOW FASHIONS

**CUSTOM MADE | EXPERT SERVICE  
QUALITY GUARANTEED**

To book your free in-home consultation visit [www.professionaldrapegroup.co.nz](http://www.professionaldrapegroup.co.nz)



Professional Drape Group

**TAKAPUNA** Home Fabrics, 09 486 1103 **MAIRANGI BAY** Redgraves, 09 476 9102 **AUCKLAND CITY** Auckland Drape Company, 09 379 5599 **THAMES** Baxters Furniture Court, 07 868 6128 **HAMILTON** Hamilton Drape Company, 0800 28 25 37 **MORRINSVILLE** Fitness Furnishings, 07 889 6410 **MT MAUNGANUI** Barry Muir Furniture Gallery, 07 575 5008 **TAUPO** Lake Furnishings, 07 378 7941 **NEW PLYMOUTH** Homemaker North Gate Court, 06 757 5532 **TARADALE** Kelly Browns Home Textiles, 06 844 7243 **WELLINGTON** Creative Curtains, 04 232 3868.

*alternative solution - glittery glamour*



^ Resene Bedrock gives a warm metallic sheen to the walls while the ceiling is in Resene Half Pearl Lusta.

□ Resene Spanish White

# glamorous new look for the Robinson bathroom



Cathy Cowell, interior designer, suggests this alternative scheme:

This bathroom has been given an exotic feel, with a mix of French and Asian influences, using a magnificent mosaic glass tile panel as the centerpiece. This helps to create a very unique area and not just the generic space you see everywhere. Along the side wall of the shower recess a burnt orange glass mosaic tile brings the scheme to life. To unify the theme, Resene Bedrock gives a soft warm metallic sheen to the remaining two walls and on the ceiling Resene Half Pearl Lusta. Accentuating the excitement created by the mosaic tile panel, a simple chocolate-coloured timber vanity console has been chosen, matched with a soft curved Portuguese limestone washbasin. The mirror above sits on an illuminated plexiglass backing while the gold-coloured taps and rainhead shower add opulence.

phone +617 3511 7600 web [www.ccdesign.com.au](http://www.ccdesign.com.au)

 Resene  
Ayers Rock











	<p>&lt;</p> <p>Rapsel Nido vessel basin Elite Bathroom + Tiles +61 7 3391 1399</p>	
<p> Resene Alamo</p> <p>&gt;</p> <p>Sicis Orientale Mosaic Collection Dolium 15 Elite Bathroom + Tiles +61 7 3391 1399</p>		<p>Resene Half Pearl Lusta </p> <p> Resene Bedrock</p> <p> Resene Whizz Bang</p> <p> Resene Jalapeno</p>
	<p>&lt;</p> <p>Sicis Colibri Thymos mosaic wall tiles Elite Bathroom + Tiles +61 7 3391 1399</p>	

illustration  
Malcolm White

*alternative solution - earthy appeal*



^ Wide stripes of Resene Miso, Resene Nest Egg and Resene Fleetwood give the edge to this bathroom.


 Resene  
White Thunder

# earthy tones give this natural appeal



Wendy Giltrap and Denise Burson  
of Inhouse Interiors suggest this alternative scheme:

So many bathrooms are predictable, clinical spaces so we wanted this to have more punch and also to integrate with the house more effectively. This natural scheme based on stone works with many different styles and colours. We have used a pebbled tile set into a recess under glass in the floor but you could just scatter in stones, or use anything. Other glass floor tiles are back-painted with Resene Nest Egg. The vanity top is 40mm honed concrete on top of a custom-made vanity in Resene Nest Egg, which gives a timeless treatment. The slumped glass shower screen adds to the textural qualities.



phone 0275 526 178 (Wendy) or 0292 335 999 (Denise)  
email [inhouseinteriors@xtra.co.nz](mailto:inhouseinteriors@xtra.co.nz)

 Resene  
Earthstone





<  
Kiri Hi Rise basin mixers  
Methven  
[www.methven.biz](http://www.methven.biz)  
09 829 0429

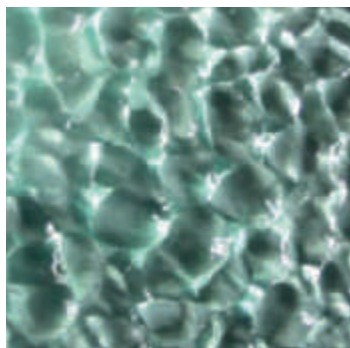
>  
Catalano Verso basins  
Plumline  
[www.plumline.co.nz](http://www.plumline.co.nz)  
04 568 9898



>  
Perfect Pebble in Java Grey  
(topped with glass)  
[www.islandstone.net](http://www.islandstone.net)  
Penquin Ceramics  
06 877 6447



Resene  
Buttery White   
Resene Nest Egg   
Resene Fleetwood   
Resene Miso 



<  
Custom-made slumped glass  
shower screen  
E.scape Glass  
[www.escapeglass.com](http://www.escapeglass.com)  
03 214 5012

>  
Tahi shower system  
Methven  
[www.methven.biz](http://www.methven.biz)  
09 829 0429

 Resene  
Half Alabaster



illustration  
Malcolm White



## turning off the taggers

Inspiring the community to take pride in their environment, the Manukau Beautification team has many colourful projects on the go.

In summer, it's not unusual to spot teams of school children with paintbrushes in hand, carefully adding bold flourishes to large murals that enliven fences and walls in public places around Manukau City. Sometimes you see groups tending gardens, even cleaning up footpaths and streets. It's all part of an initiative by the Manukau City Council to inspire pride in the community.

About 10 years ago, the then-mayor of Manukau City, Barry Curtis, established Manukau Beautiful to provide and promote projects that enhance the visual beauty of New Zealand's biggest city. In 2001, the project became the Manukau Beautification Charitable Trust, supported by Manukau City Council and companies like Resene. As well as offering an affordable rate for its anti-graffiti products, Resene donates recycled paint through the Resene PaintWise programme to cover graffiti and for use on

murals and public spaces to deter graffiti.

The trust's operations manager, Barbara Carney, explains that the projects undertaken include graffiti removal, painting murals, education and garden competitions. "But, by default, by far the most time is focused around graffiti eradication." A graffiti removal team has seven vans that travel throughout the area every day, removing graffiti from beside main arterial routes, on fences and council property.

The trust helps commercial property owners by planting trees and shrubs next to 'high risk walls' – a proven deterrent to tagging and vandalism. It also gives property owners advice on protective coatings and other tagging preventative measures. To monitor the success of the project, the trust keeps tabs on the number of tags they've dealt to; the area of tags in square metres and the litres of paint

used to cover up graffiti (see box).

Staff also spend time educating young children, working closely with primary and intermediate schools in Manukau. "For that age group," says Barbara, "education is focused on prevention. Once children are at high school, it's almost too late."

There are also Manukau School's Fun and Activity Days held at the Auckland Botanic Gardens where children take part in a variety of hands-on activities including planting pot plants, making scarecrows and painting colourful mural tiles with images of flora and fauna.

The school programme aims to encourage pride, respect and responsibility in the students towards their environment. Barbara takes a police officer with her to schools to discuss the legal implications of tagging. "We usually take the children to



Barbara Carney of the Manukau Beautification Trust with the type of community mural used to deter graffiti.

**In first six months of this year**

Number of tags removed 17,811  
 Square metres painted 37,998

*top tips*

For more ideas on dealing with and deterring graffiti, you can visit [www.graffitifree.co.nz](http://www.graffitifree.co.nz).

If you are constantly being tagged, you can get Resene Uracryl, an anti-graffiti finish, applied to the graffiti prone areas. Once cured you will be able to quickly wash away any graffiti using Resene Graffiti Cleaner without damaging the paint finish.

a local reserve or walkway to paint out the graffiti. We talk about taking ownership of their community and taking pride in what they've done. I try to encourage discussion by asking 'what does the mural artist have that the graffiti artist doesn't?' – it's permission."

The typical tagger, she explains, repeats their scrawl as many times as possible to gain recognition and status from other taggers. If graffiti is removed quickly, taggers are denied their glory. Graffiti vandalism is a community problem that encourages more vandalism and other types of crime, she says. "We need to send clear messages to those involved in tagging that we won't tolerate it."

Only time will tell if the education measures will make a difference in Manukau, says Barbara. Statistics show that there has been a decrease in graffiti, but it won't be

*being paintwise*

Groups such as the Manukau Beautification Trust keep their costs down by benefitting from Resene's paint recycling scheme, and your unwanted paint.

The Resene PaintWise programme allows you to simply bring unwanted paint and paint containers into your local Resene ColorShop (these should not be thrown out with your normal rubbish). Resene offers good quality paint to community groups for reuse, recycles packaging materials, sends solventborne paints to solvent recovery and finds alternative uses for waterborne paints (such as graffiti abatement).

Selected Resene ColorShops have been designated as Resene PaintWise Collection Centres. Drop off your unwanted paint and paint containers to any of these designated Resene ColorShops at any time during their opening hours.




You can return any brand of decorative paint but a small charge applies to non-Resene branded product and trade returns to help offset the costs of the PaintWise programme.

See [www.resene.co.nz/paintwise](http://www.resene.co.nz/paintwise) for more information

known for a long time just how successful the programmes have been. "A handful of taggers keep on at it and unfortunately some children look up to them. But I can see a difference, so I think we're having an impact. But with the technology and TV promoting tagging, I don't think it will ever disappear."

The trust also runs the hugely popular Manukau in Bloom Garden Awards each year in which hundreds of homeowners receive vouchers from Resene and Mitre 10 as prizes, prompting them to further invest in their property to make Manukau beautiful. **H**

words Vicki Holder  
 pictures Mark Heaslip

-  Resene Bliss
-  Resene Howzat
-  Resene Daydream

# what's your colour psyche?

Have you ever felt drawn to some colours and repelled by others? Perhaps it's your colour personality!

**D**o you love being enveloped in warm, earthy tones? Or are soft pastels more your taste? Have you ever felt uncomfortable with the colours in a room but didn't know why?


As stylist Angela Stone of Styleyou says: "People gravitate towards colours that inspire and suit them, so nine times out of 10, they will choose colours out of sheer intuition for their homes." For years she has used seasonal colour theory to help people determine what clothes to buy, and now your house decor can be matched to your personality season, too.

Resene Wellington colour consultant Carolyn Atkinson has seen the theory in practice many times. "Often people will keep a scrapbook of images and magazine clippings they like but not know why. I might point out, for example, that all the images contain timber. It's often a surprise to people what the underlying attraction has been."

She has observed that in the southern hemisphere, summer and autumn palettes are more common, influenced strongly by nature and organic elements like timber, stone, sand, mountains, forests. These are very autumnal elements whereas summer is influenced by exotic colours and Asian-Pacific tones.

Using the seasonal theory is a good way to avoid decorating mistakes. "Some people feel pressured to simply follow the fashion trends. If someone tells me they want to use the latest colour on their walls, I ask them if that's because they like it or think they should," says Carolyn.

No-one is purely one colour personality but focusing on your dominant one will help you put together interior schemes that feel right. Even introducing a few elements of your colour personality can make a room feel instantly welcoming.

 Resene  
Barely There

styling Lianne Whorwood and Lisa Morton  
pictures Aaron McLean





## spring

Spring is the time for warmer weather, sunshine, lambs and flowers. Spring colour personalities prefer airy homes with lots of windows and natural light, using french doors, large sliding doors and lightweight curtains.


Hardworking and practical, spring people aren't afraid to get their hands dirty. They love a bargain, are sociable, flexible and enthusiastic. Extroverted and quick-thinking, they make new friends easily, though will avoid weighty issues and conflict. Spring homes are usually contemporary, modern and well kept.

The spring palette is dominated by yellows, reminiscent of spring flowers and sunlight. Colours are fresh, bright, clean and warm complemented by light-coloured wood and indoor plants. Furniture, cushions and decorative accessories have rounded corners, making them easy on the eye. Warm neutrals of light greys, creams, ivories and beiges are used in place of pure white while crisp greens reflect new leaf growth. Any reds have pink undertones.


Fabrics will have small floral patterns and gingham checks, or be soft and translucent. Accessories include glass and crystal, brass and golden finishes. Displays of keepsakes are important. Artworks might be fresh, clean watercolours.

Fabric swatches from Seneca. Tiles from Artedomus. Drawer handle and vase from Madder & Rogue. Bamboo flooring from Teragren. For the Resene Curtain Collection visit [www.resene.co.nz/curtains](http://www.resene.co.nz/curtains).

-  Resene Calypso
-  Resene Moxie
-  Resene Kandinsky
-  Resene Spotlight
-  Resene Wild Thing
-  Resene Devoted



Resene Waltz - Foam



Resene Metaphor - Bud



Resene Essence - Latte



## summer


Hot sun, cool breezes, shady trees and colours that fade under the haze of the sun are all associated with summer. Blues and greens are important, contrasted with soft pinks and yellows. Primary colours are greyed off while neutrals are drawn from soft greys, taupes, oysters and whites. The summer decorating style is cool, elegant and understated. Furniture and furnishings have curved edges, and patterns are subtle, if present at all.

Summer people are perfect hosts, calm and collected, with every detail planned for smooth, elegant entertaining. Summer homes are usually tidy and formal, reflecting the perfectionist tendencies of their owners. Lofty ceilings, well proportioned rooms and careful architectural detailing are important as is room and accessory positioning.

Summers are nurturing, highly perceptive and natural peacemakers. Practicality mixed with a reserved nature leads to classic elegance, traditional decorating, antiques, fine china, music and the arts. Delicate luxurious fabrics and vases of traditional roses or fresh summer flowers reinforce the elegant atmosphere.

Fabrics from CK Design. Serviette ring from Romantique. Fabric under ring from Martha's Fabrics. Pink fabric and tie back from Seneca. Tiles and Chinese pot from Artedomus. For the Resene Curtain Collection visit [www.resene.co.nz/curtains](http://www.resene.co.nz/curtains).


-  Resene Panorama
-  Resene Limitless
-  Resene Green Room
-  Resene Free Spirit
-  Resene Ipanema
-  Resene Adore



Resene Diva - Flax



Resene Entwine - Latte



Resene Metaphor - Moss



## autumn

Thoughts turn to fireplaces, warm clothing and a sense of cocooning reflected in the fiery, warm and intense autumn colour personality. The autumn palette is a mix of spicy vibrant colours and rich mellow hues with yellow undertones – hot oranges, fiery reds, ochres and muted olives. Neutrals are from the brown family: warm and varying in intensity.


Autumn people are intelligent, curious and loyal with strong personal values. They are more impressed by content than by fancy packaging. Bursts of enthusiasm often sees them taking on too much work, but they will persevere until it is complete. They are excellent leaders but can be bossy. Autumns like time in the great outdoors with favourite pets.


Autumn homes will often be full of books and magazines, chunky oversized eclectic furniture built for comfort, antiques and all things historical. Accessories decorate all available spaces.


Autumn people are likely to select environmentally friendly alternatives. Dark wood, leather, copper, terracotta, natural materials and textures make these homes less formal. There may be ethnic prints and muted lighting.

Fabrics from Martha's Fabrics. Green tile from Artedomus. Bamboo flooring from Teragren. For the Resene Curtain Collection visit [www.resene.co.nz/curtains](http://www.resene.co.nz/curtains).

-  Resene Pulse
-  Resene Clockwork Orange
-  Resene Hot N Spicy
-  Resene Wanaka
-  Resene Karma

 Resene Turntable - Merlot

 Resene Tranquillity - Earth

 Resene Balance - Chocolate



## winter


The winter palette is one of contrasts where vivid deep colours meet icy tones. The winter landscape is simple and streamlined. Not scared of strong colour, winter people often love reds and purples. Simple schemes in tonal variations of black, white and grey are common, perhaps with one strong colour accent for drama. Blues run the gamut of ice blues through to blue blacks, then merge into the strong aquas of the green palette.

Winter homes are uncluttered with large windows, clean lines, square corners and expanses of shiny surfaces such as mirrors, stainless steel and glass tabletops. There will be cutting edge electronic equipment, sleek lighting and the latest kitchen appliances. Furniture is square, solid and high quality. Fabrics are single coloured; there will be just a few dramatic ornaments or artwork.


Winter people are self-assured, trendsetting and intense, drawn to the fast pace of city living. They quickly adopt new technologies. Confident, innovative, decisive and ambitious, winters are suited to the business world of quick decisions and objectivity. They prefer a small group of close friends rather than large circles of acquaintances. You can rely on a winter.

Beo Time Clock from Bang & Olufsen. Tiles from Artedomus. Stainless steel, stone tiles and white leather from CK Design. For the Resene Curtain Collection visit [www.resene.co.nz/curtains](http://www.resene.co.nz/curtains).


-  Resene White Thunder
-  Resene Nite Life
-  Resene True Blue
-  Resene Alaska
-  Resene X Factor
-  Resene Rock N Roll
-  Resene Foundry



Resene Beyond - Flame



Resene Mecca - Steel



Resene Balance - Stone

## mixed seasons

So what happens when you live with others who have completely different colour personalities?

Let each family member decorate one room (bedrooms are ideal) to suit their colour personality.

Accessorise rooms with one item from each family member's dominant season. For example, to appeal to an Autumn personality in a Spring room you might add an ethnic artefact.

Look for the common ground. For example, Springs and Summers both like curved shapes. Springs and Autumns both like warm palettes, creams, ivories and wooden furniture. Springs and Winters like large windows with simple window treatments and cool palettes. Summers and Autumns like mid-toned woods and muted colours, while Autumns and Winters enjoy intense dark colours and textures rather than patterns.

Take Resene's quick and easy colour personality test online and see what colour personality you are. [www.resene.com/colourpersonality](http://www.resene.com/colourpersonality)

## stockists

Artedomus, [www.artedomus](http://www.artedomus), 09 361 1567. Bang & Olufsen, [www.bang-olufsen.com](http://www.bang-olufsen.com), 09 524 2411. CK Design, 021 068 8035. Maddar & Rogue, 09 522 1062. Martha's Furnishing Fabrics, 09 523 3655. Romantique, [www.romantique.co.nz](http://www.romantique.co.nz). Seneca, [www.seneca.co.nz](http://www.seneca.co.nz), 09 309 6411. Teragren, [www.teragren.co.nz](http://www.teragren.co.nz). All paint colours from The Range 2011/12 from Resene, [www.resene.com](http://www.resene.com).



Relax with Teragren bamboo.



Teragren® Portfolio Strand Bamboo  
Flooring – New Country.

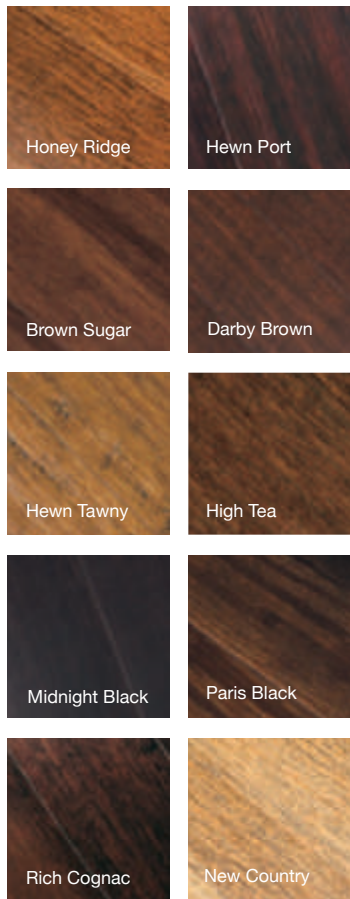
FINE BAMBOO FLOORING, PANELS & VENEER

**Beauty with substance**

Teragren™ Portfolio strand bamboo flooring averages 154% harder than red oak, making this product ideal for high-traffic areas. Perfect for commercial and residential interiors.

**Safe and renewable**

Manufactured with environmentally safe materials from rapidly renewable Optimum 5.5™ Moso bamboo.



**Versatile style**

With a choice of 10 distinctive colours and textures you will find it easy to complement your décor. Plus there are matching stair parts and trims.

**Easy Installation**


Installation is simple and straightforward with the patented Välinge 2G fold-down, self-locking system. Just drop and lock each plank in place for a tight, clean seam that doesn't require glue, staples, or nails. *May also be glued down.*

New Zealand Distributor



© 2010 Teragren LLC.

ph 0800 688 788  
www.teragren.co.nz



Tileworks is a proud member of the New Zealand Green Building Council

# Dress up your walls

## LEARN HOW TO WALLPAPER

# W

Wallpaper is back in the spotlight for its new textures, modern colours, and both subtle and statement designs. And for its re-discovered practicality: much like a cosmetic concealer, it can hide less than perfect walls, and is quick to apply. One 'coat' of wallpaper is all you need, and with new technology, it is now much easier to remove when you want to redecorate.

### WALLPAPERING IS EASIER THAN YOU THINK

**Equipment** What tools you need will depend on the type of paper you've chosen.

Basic equipment includes: a paint roller or brushes, scissors and a knife with a sharp blade, sponges, a ruler, a smoothing brush, sealer and size for the wall (depending on the wall surface) the recommended adhesive, a plumb line, a ladder, a bucket, a water trough and a drop cloth or plastic sheet.

**Surface preparation** This is the **MOST important** part of hanging any wallpaper. The surface must be clean, dry and sound, and well-sized, so that the wallpaper is easy to position and sticks properly. Different walls need different preparations, so ask your retailer for their advice and read the manufacturer's instructions.

**Work out how you will hang the wallpaper before you begin** Decide where your seams will be placed before you start to avoid wastage, especially if you have a patterned or drop-match wallpaper. Start in a corner and work away from the main source of natural light. If you are using patterned wallpaper on a statement wall, start in the middle of the wall. Try to avoid having a seam fall less than 5cm from doors, windows or corners.

**Make a plumb line** Always hang your first strip of paper next to a plumb line, so that even if your ceilings or floors are not level, the wallpaper will be straight.

**Cut your paper** Cut each strip of wallpaper to the correct length, but leave room at the top and bottom to overlap the ceiling coving and skirting boards, and for a pattern match if needed.

**Pre-pasted paper** Correct soaking is vital. Fill a water trough with lukewarm water, and place it against the skirting. Loosely re-roll the length of wallpaper from the bottom edge with the pattern or texture on the inside. Place in the water, making sure it is fully covered and leave it to soak for the recommended time: usually a brief 5 seconds. Then, draw the paper from the top end out of the trough and lie the wet paper paste-side up, on a plastic sheet. Fold the paper, from the bottom up, one-third of the length, and then the top down to overlap this fold by 10mm. Pull several lengths through the water trough and fold as described. Drain and leave these folded lengths for a further 8-10 minutes. This allows the paper – and you – to relax, before you work it into its final position.

**Paste-the-wall paper** The latest development in wallcoverings, Paste-the-wall products have a specially developed backing which allows it to be hung dry, straight from the roll. You 'paint' the paste (Metylan Special) onto the wall. This can cut the decorating time by about a half and is great for beginners.

Paste one section of the wall at a time – just wider than about 2 drops - so that the paste doesn't dry out. Slide the paper into place and check the match then trim off to fit at the bottom edge.

**Now stand back and admire the finished result...**





JUST HOW HARD IS IT TO  
**WALLPAPER**  
A ROOM YOURSELF?

NOW IT'S EASIER AND QUICKER THAN YOU THINK,  
AND SIMPLER TO CHANGE WHEN YOU WANT TO...



**NEW TECHNOLOGY MEANS WALLPAPERING IS MUCH EASIER THAN IT WAS.**

Our new wall-to-wall® wallpaper rolls are self-adhesive, and your own hands get better by doing it yourself!

VISION  
wallcoverings  
0800 100 100

FOR A FREE BROCHURE AND DVD SHOWING REAL PEOPLE LEARNING HOW TO WALLPAPER, CALL 0800 WALLPAPER, OR VISIT [WWW.VISIONWALLS.CO.NZ](http://WWW.VISIONWALLS.CO.NZ)

VISION  
wallcoverings

# in honour of colours

The inaugural Resene Total Colour Awards drew striking entries from a patchwork-style exterior to a restful Kapiti home and Mondrian-inspired kitchen.



**Above** Lakeside house by Darryl Church of Darryl Church Architecture, Rotorua.

**Top right** Adsett House by Sam Kebell of KebellDaish Architects, Wellington.

 Resene City Limits

 Resene Omega





**M**ore than 140 entries were received for the recently announced Resene Total Colour Awards over various categories, including those for commercial and residential. Top honours went to a striking accountant's office by Paul Leuschke of Leuschke Khan Architects, debunking the myth that accountancy offices are dull and boring.

The **Resene Total Colour Residential Exterior Award** went to Sam Kebell of KebellDaish Architects in Wellington for Adsett House, a project that uses dark battens and structural columns to create a play of light and shadow. As the judges commented: "Colour is not applied to this house, it is integral. This project is different and innovative, and nicely balanced, bringing elements of excitement, stimulation and surprise... with a clever use of the combination of neutrals and delightful pink. The theme of the stripes and vertical elements is intriguing."

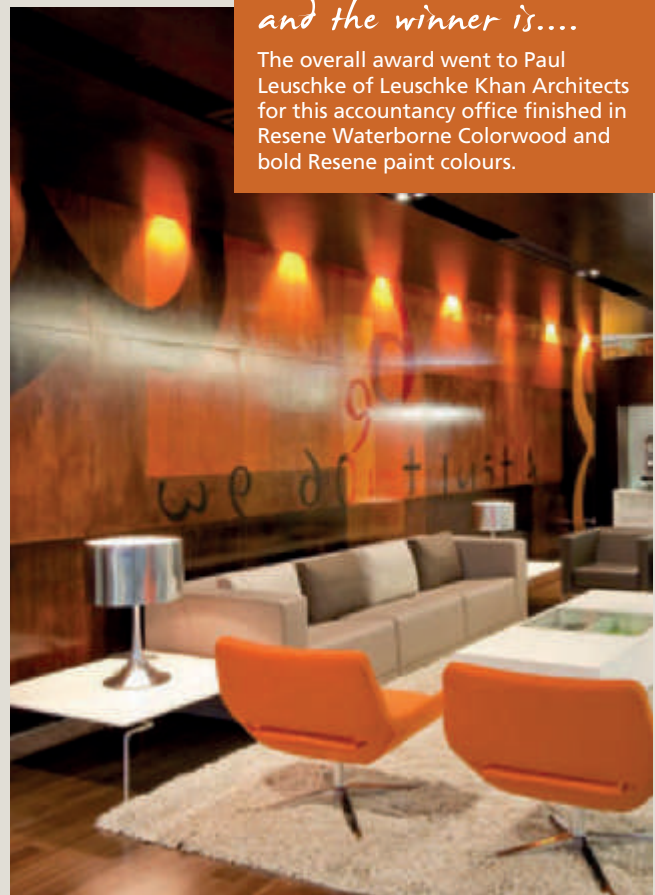
Colours used: Resene Alabaster, Resene All Black, Resene Alto, Resene Amour, Resene Quarter Napa.

The **Resene Total Colour Residential Exterior Maestro Award** recognising excellence of colour use was awarded to Darryl Church of Darryl Church Architecture, Rotorua.

"A clever patchwork of colours you would see in nature near the entry subtly leads you inside while also being reflective of the surrounding landscape. The external colour scheme was required to deliver on many levels. It needed to be respectful of the surrounding lake setting and landscape when viewed from the lake. Up close, it was to offer a rich diversity of colour and texture and, unlike most properties, it >

*and the winner is....*

The overall award went to Paul Leuschke of Leuschke Khan Architects for this accountancy office finished in Resene Waterborne Colorwood and bold Resene paint colours.





**Above** Wellington kitchen by Hayley Whitehead, N & Co Architecture.

**Below** Rachel Oven's innovative dining room.

**Top right** Kapiti house by Tushka Glintmeyer of Space Architecture Studio.



also needed to be presentable when viewed from above as the driveway descends on the house above the roof-line."

Colours used: Resene Bone White, Resene Inside Back, Resene Maxwell Smart, Resene Panzano, Resene Spirulina.

The **Resene Total Colour Residential Interior Award** went to Tushka Glintmeyer of Space Architecture Studio for the Kawau residence in Kapiti.

"The layout and light colour scheme encourage a relaxed lifestyle while exploiting an excellent quality of natural light and views to Kapiti Island. The home is a relaxed family home and it adheres to wholesome principles – efficient orientation and planning, use of natural light and ventilation, and appropriate material and colour selection. The colour palette used in this project is highly competent with a good use and balance of colour; not everything has to be surprising. As a nation we use a lot of neutrals in our houses as they are easy to live with, and this project demonstrates how neutrals can be combined successfully with elements of interest and strength."

Colours used (some outside): Resene Alabaster, Resene Blanc, Resene Crowshead, Resene Double Drought, Resene Double Malta, Resene Drought, Resene Half Drought, Resene Kwila, Resene Pitch Black, Resene Soapstone, Resene Tsunami.

The **Resene Total Colour Residential Interior Maestro Award** was won by Hayley Whitehead, N & Co Architecture for the Strathmore kitchen in Wellington (previously featured in *habitat* magazine).

"Renovations for this kitchen came straight from the influences of Piet Mondrian's renowned block-colour artworks. In keeping with the Art Deco style of the original house, this kitchen has blended effortlessly with the existing detailing and client's vibrant deco furnishings. The simple linear shapes and staggered block-colour arrangements were the perfect canvas for painting bold and stylish Resene colours. In collaboration with the client, the final colours and their arrangement were key decisions aided by 3D CAD images and Resene colour swatches and testpots. A unique, clever palette of colours, mixed and matched with care for an original styled effect."

Colours used: Resene Blue Night, Resene Jalapeno, Resene Moonbeam, Resene Pattens Blue, Resene Soapstone.

**Special Judges Mention for Bold Colour Use** went to Rachel Ovens' enthusiastic use of paint on curtains in her Dunedin dining room. "Combining Resene Daredevil walls and using Resene Arapawa to upcycle a reversed thermal drape made this a brave dining room revamp that most wouldn't attempt. An interesting use of paint, innovative, exciting, demonstrating what can be achieved if you leave your decorating inhibitions at the door."

View the winners and a gallery of many of the Resene Total Colour Award entries online at [www.resene.com/colourawards](http://www.resene.com/colourawards). **H**



# win with *habitat*

We have some fantastic prizes to give away – enter online at [www.winwithhabitat.co.nz](http://www.winwithhabitat.co.nz) or put the name of the item you'd like to win on the back of an envelope and post us your entry.



## some like it hot

Tandoori Palace Indian simmer sauces are New Zealand made, 96% fat free and gluten free. Available in seven delicious varieties including Butter Chicken, Spicy Butter Chicken, Korma, Rogan Josh, Tikka Masala, and Vindaloo, plus the new Tandoori Paste. Tandoori Palace products can be found in supermarkets nationwide from \$5.39.

We have 10 Tandoori Palace gift boxes to give away each containing four simmer sauces, one Tandoori Paste, and a set of quality Indian serving spoons.

**Valued at \$41.95 each**

Resene Hot N Spicy 

## a cleaner green

Ideal for people wanting a high performance bagless vacuum that takes up 30% less space, weighs 20% less and produces up to 20% more airflow than typical bagless cleaners! Pictured here is the Electrolux UltraActive Green model made from energy-saving, recycled material.

We have one to give away.

**Valued at \$699**

Resene Koru 




## keep warm

This snug raschel blanket from Citta Design is the perfect trans-seasonal home accessory with beautiful bold coloured spots it's sure to lift the spirits. To see more of the Citta Design range visit [www.cittadesign.com](http://www.cittadesign.com).

We have 20 blankets to give away.

**Valued at \$90 each**

Resene Ipanema 



## toy time

Bucking the trend towards plastic toys, these rugged wooden toys, with their charming naivety and sense of nostalgia, feature a range of brightly coloured Resene paint. They won a Resene Total Colour Award for their creator, G Tim Nicol. Colour market research has revealed that, while adults appreciate the look and feel of polished wood, children much prefer bright colours.

There are two prizes to be won, each containing one truck and two cars (the toys may differ from those shown). **Valued at \$100 each**

Resene Seachange 



Remember to include your name, email address, street address and a daytime phone number.

Postal entries should be sent to: Win with *habitat* competition, Tangible Media, PO Box 78070, Grey Lynn, Auckland 1021.

**Conditions of entry:** Competition is open to NZ residents only. All employees, and their immediate families, of Resene Paints Limited, Tangible Media and their advertising agencies, are ineligible to enter. Prize may not be exchanged or redeemed for cash. Competition closes 5pm, 31 March 2011.

*did you know...*

That Resene has a whole range of DIY projects online that you can complete easily in a weekend – and some in an afternoon. Visit [www.resene.com/projects](http://www.resene.com/projects).



## taking notice

Use three clever Resene products to create this handy family noticeboard.

 Resene Pavlova

With a tall noticeboard attached to the wall using three Resene specialty paints, the kids can use the blackboard and magnetic board at the bottom, you can all use the magnetic board in the middle and only taller people can use the whiteboard at the top.



### You will need:

- Sheet of mdf – enough to cut a 600mm x 1500mm panel
- 4.5m of frame mouldings. We used 30mm wide but you could use a wider frame
- 1.2m of 20mm x 5mm beading
- 500ml Resene Quick Dry primer
- 500ml Resene Half Alabaster and Resene Pursuit, or whatever colour suits your decor (we used Resene Lustacryl semi-gloss waterborne enamel)
- Resene Blackboard Paint, Resene Magnetic Magic; and Resene Write-on Wall Paint
- 38mm paint brush
- Small roller with No.2 and No.4 sleeves
- Masking tape and glue
- Panel pins, glazier's push pins and wall screws (angle brackets optional)

 Resene Half Alabaster

 Resene First Light

 Resene Pursuit

 Resene Retreat

Resene Write-on Wall Paint is designed to work with your existing decor by allowing the colour of your walls to show through the clear finish. Resene Magnetic Magic is loaded with iron oxides for maximum magnetic effect. Use magnetic strips on the back of posters and brochures or rare earth magnets to display them – all without damaging your walls.



## Step 1

Cut board to size – we used a 1500mm x 600mm panel. Seal both sides with Resene Quick Dry. Mark panel into three even sections and apply masking tape. Paint the top third in Resene Half Alabaster, then the bottom two-thirds in Resene Magnetic Magic. Apply topcoats: the top third in Resene Write-on Wall Paint; the middle third with Resene Pursuit; the bottom third in Resene Blackboard Paint. Remove masking tape before the paint dries.

## Step 2

Cut the frame to size with mitred corners. Cut the beading to length. Paint the lengths with Resene Quick Dry then one coat of Resene Half Alabaster. Position the lengths against the finished panel and secure with panel pins.



## Step 3


Use glazier's push pins to secure the panel to the frame from behind. If using a wider frame, angle brackets will give more security.

## Step 4

Glue the beading to the front of the panel to define the three sections. Give the beading and the frame a final coat of paint. Screw directly to your wall.



crafted by Philippe Morin  
pictures Mark Heaslip



# facing the colour challenge

Television's Apprentices used a selection of striking Resene colours to redecorate identical waterfront apartments.

When does a potential high-flying business person need to know about interior design? When they are part of *The Apprentice New Zealand* programme, facing a challenge to renovate waterfront apartments in an episode sponsored by Resene.

Split into two teams, Athena and Number 8, two identical apartments were given the makeover treatment in the TV series. Home


styling company Homebase also provided the furniture and accessories.

Team Number 8 went for a more opulent scheme of reds and grey-greens, consulting staff at a local Resene ColorShop. All four team members worked well together and won the challenge based on their scheme, quality of work and the increased rental valuation.

Team Athena chose a more adventurous and vibrant scheme of fresh greens, orange

## Team Number 8

-  Resene Double White Pointer
-  Resene Barely There
-  Resene Stonewashed
-  Resene Metamorphosis
-  Resene Thor
-  Resene Lonestar
-  Resene Pohutukawa



Resene Turntable - Chocolate

## did you know...


You can get curtains designed to complement your paint with the Resene Curtain Collection. View the range at Resene ColorShops, selected curtain specialists or [www.resene.com/curtains](http://www.resene.com/curtains) (NZ only).

## Team Athena

-  Resene Alabaster
-  Resene Black White
-  Resene Poprock
-  Resene Kombi
-  Resene Flashback
-  Resene Daredevil



Resene Swivel - Latte



and white, inspired by a bird-of-paradise flower. Executing the scheme, however, was a lesson in how to wreck an interior through conflict, lack of communication and bad workmanship. Two of the five team members could hardly bear to be in the same room, and others were reluctant to criticise painting techniques that let the whole job down. While the judges complemented the colours and furnishings used, the quality of the work actually reduced the rental valuation.

Both teams took advantage of strong colour to make a feature wall in the living space and, along with WallTrends collection wallpaper also from Resene, to highlight the bedhead wall in the bedrooms. **H**

-  Resene Daydream





# covered for **the good life**

Living on a lifestyle block means making sure your insurance covers more than just the house.



## Ensure your other polices are up to date

Moving to a lifestyle block is also an important time to check you have appropriate cover for your household contents. The value of your contents should be reviewed every 3-5 years, but moving home is certainly a good time to consider the value of your possessions and ensure the cover is right.

-  Resene Spotlight
-  Resene Limerick
-  Resene First Light



*exclusive offer  
for habitat readers*



When you take out a new House, Contents or Lifestyle Block insurance policy with AMI Insurance you will receive a free 12-month subscription to Dish magazine.

Simply call us on 0800 100 200 today and mention this offer when you take out a new policy.

For more information about our policies call us on 0800 100 200 or visit [www.ami.co.nz](http://www.ami.co.nz). You'll put the phone down smiling.

**Terms and conditions:** 1. AMI Insurance Limited (AMI) offers a 12 month subscription to Dish Magazine (one subscription only per customer) for each new House, Contents or Lifestyle Block policy purchased during this promotion where the customer purchasing the policy mentions this offer to the AMI representative attending at the time of purchase of the policy (new policies purchased without reference to this offer do not qualify for the Dish Magazine subscription). 2. This offer does not apply to the renewal of an existing AMI policy. 3. This offer may not be used in conjunction with any other AMI offer or promotion. 4. Standard AMI policy criteria, terms and conditions apply and subscription details will be posted to customers after confirmation of insurance cover (Please allow up to 15 working days after confirmation of insurance cover for delivery). 5. Offer ends 31 March 2011. 6. AMI staff and agents and their immediate families do not qualify for this offer. 7. AMI reserves the right to terminate this offer without notice at any time. 8. AMI's decision will be final and no correspondence will be entered into. 9. The Dish Magazine subscription is not transferable and cannot be exchanged for cash. 10. Details of each customer who accepts this offer will be passed on to Tangible Media for subscription purposes only. 11. The subscription offered is a bi-monthly subscription to Dish Magazine i.e. 6 issues per year. 12. The start date for the subscription is at AMI's discretion and confirmation of the subscription start date will be sent to each customer in writing.



Living on a lifestyle block provides a way of life reminiscent of the good life, with open spaces, self sufficiency and a level of freedom not often found in the city. So, when considering a move to a country property, lifestyle block or other large residential section, it's important to review your insurance cover so you can be sure your freedom and lifestyle is protected.

### **What kind of cover would you typically need on a lifestyle block?**

It's important to discuss your individual needs with your insurer. At a minimum, however, you may need to consider taking out the following:

- House insurance which covers the house itself and a garage.
- Contents insurance, which covers internal contents as well as gardening equipment. Contents insurance may also cover liability for damage caused by domestic animals like a dog, cat or horse.
- Additional 'lifestyle block' cover may be needed if the property has other animals, barns or outbuildings, or special machinery.

Keeping all your insurance with the same insurer can also result in savings. For example, adding a lifestyle block policy to your home and contents policies can provide a greater discount on all three policies.

### **What is the difference between a large residential section and a lifestyle block?**

Depending on your insurer, the size of the section may or may not determine the difference, however additional features such as animals, machinery, barns or shelterbelts could make a difference to the cover that is needed.

It's important to tell your insurer you live on a lifestyle block or country property, as the size of the property may not be asked when setting up a house policy. Your insurer may have no way of knowing how big your section is or what additional features you may need separate cover for.

### **If I don't own a large farm do I have to pay for the same level of cover?**

AMI has a 'pick n mix' style of lifestyle block policy so you only choose the cover options that are relevant for your lifestyle block. You only pay for what is relevant.

### **What kinds of animals are covered for accidental damage to property?**

Lifestyle blocks often contain animals (whether pets or livestock) so it is important to ensure you have appropriate cover for either the animals themselves, or any damage that an animal may cause to your own or other people's property.

While domestic pets such as cats and dogs and in some cases horses, may be included in liability cover in a contents policy, sheep, cows or the family goat will need a separate cover (for example) if they accidentally wander onto the road and cause an accident or damage to other people's property.

### **Am I covered for accidental damage caused by people visiting or working on my lifestyle block?**

People you have invited on to your property, such as friends, family or workers are usually covered for any accidental damage they may cause to your property, however they are usually excluded from coverage for acts such as deliberate damage or theft. The security of your home is important to consider if people are coming and going during the course of a day, so ensure valuables are kept out of sight or in a secure location.

### **I live in a high fire risk area – what cover is provided for me?**

Rural sections may be covered by the Forest and Rural Fires Act 1977. This means (amongst other things) that if a fire starts in a neighbour's property, the owners of surrounding properties may be called on to contribute to the cost of putting the fire out, even if they had no involvement in it starting. Your lifestyle block insurance may provide liability cover so your insurance company will pay your contribution.



**With AMI's Lifestyle block policy you can be sure of getting the kind of protection that suits the scale and operation of your property. Simply phone AMI on 0800 100 200 to discuss the combination of covers you need.**

# chop and change

A light-filled contemporary home has unlikely origins... in an old New Plymouth butcher's shop.






**Above** The kitchen is arranged neatly against one wall and dramatically defined by its Resene Mexican Wave splashback.

**Left** An entry wall in Resene Mexican Wave makes a dramatic welcome.

### *did you know...*

When painting inside consider Resene Zylone Sheen VOC Free – it is free of volatile organic compounds, which gives you better indoor air quality.

 Resene Mexican Wave

 Resene Tuna

**C**raig St George found his perfect home in the unlikely guise of old butcher's shop. The long walls and three-metre high ceilings were little more than a dark concrete box at first, but once he hired New Plymouth architect Ian Pritchard, between them they wrestled out an award-winning design of clean modern lines and light.

Built in the 1930s as a butcher's shop (complete with sloping floor to hose down muck and blood), the challenges for the 120 square metre space were "...a lot!" Craig smiles at the memory. "First there was fitting in what I wanted and the number of rooms in this long rectangular building. And of course, light! It was pitch black. It was basically a dark tunnel."

Although the design brief was initially 'industrial grunge', Ian saw an opportunity to do something timeless yet in keeping with Craig's modern utilitarian theme. Within three short months the place was completely gutted and finished. "It's a new slick apartment slipped into an old concrete coat," says Ian. "Existing rough concrete walls contrast with the new work, each enhancing the other." >



**Top** Resene White gives the once dark space new light while exposed beams bring loft-style sophistication.

**Above** The laundry, an office and masses of storage sit behind a row of roller doors in the hall. The courtyard is entirely internal, acting as a light shaft to the rooms.

A panel of bright orange (Resene Mexican Wave) now marks the entrance and welcomes Craig and his wife Wu Li home. "We wanted something with punch," explains Craig. It stands bold and cheerful against the neutral dark grey cladding (Resene Tuna) and muted tones of the wooden deck and concrete steps.

The main entrance has become a wall of glass so that natural light now streams into the kitchen, dining and living room. Bringing the outside theme inside, the burst of orange continues as a glossy glass splashback in the kitchen. It adds brilliant contrast to the simple colour scheme within, but also helps define the kitchen area.

Here a raised white ceiling (Resene White) adds to the feeling of limitless space. As do exposed wooden beams also painted white, blending and lending themselves to an airy loft-like appearance. Walls are white throughout (also Resene White) while stainless steel bench tops and aluminium skirting add silver highlights.

Simple yet stunning in design is a small open-air courtyard dividing the apartment into living and sleeping areas. Unadorned save for a few plants, it brings light and a quiet serenity right into the heart of the apartment. Glass sliding doors open from the living room, the centrally located master bedroom, and along one side of the connecting hall. Entirely internal, its doors can be left open on a hot summer's night without compromising security.

Reflective surfaces also create a sense of space and light. The hallway hides the laundry and a 10-metre long storage system behind a wall of metal roller doors. Polished pebble and concrete floors add shine and texture to hardwearing practicality, while



**Above** The master bedroom is separated from the living by an internal courtyard.

**Right** Resene Tuna is a quiet contrast to the vibrant Resene Mexican Wave.

### did you know...

Steps and paths can become slippery when wet. Avoid falls with Resene Non-Skid Deck & Path, available in a range of colours to suit your home.




Get the exterior look with Resene Lumbersider tinted to Resene Mexican Wave and Resene Lumbersider CoolColour tinted to Resene Tuna

Resene Mexican Wave 


Get the look with Resene Woodsman Decking Stain

Resene Kombi 




Floors: polished concrete aggregate

Furniture: replica Le Corbusier sofa and Barcelona chairs

Resene Tuna 

Oven and hob: Smeg


Resene White 



Storage: aluminium roller doors by Scotty Doors

Architect: Ian Pritchard, [info@architects.net.nz](mailto:info@architects.net.nz)

Resene Fuel Yellow 

Resene Blackjack 

handle-less lacquered white cabinetry gives a streamlined look.

It is no surprise that Craig is a devout minimalist. He loves to be clear of clutter. In the bathroom, as throughout, floating cabinetry give a sense of extra floor space and weightlessness. The apartment's ambient lighting is hidden strip, with not one intrusive bulb to be seen.

Another delight is the design of the two smaller 'windowless' bedrooms. White walls bounce light from the unusual clerestory-style ceilings. The rooms' common wall extends above the roof and unseen louver windows allow in a soft indirect light and connection to the outside world.

Like the rest of the home these rooms are fresh and light. Zen-like in its simplicity, whiteness and precise use of colour, this home is now far removed from its dark beginnings. **H**

*turn the page for alternative looks to this living area*

*alternative solution - exotic spice*



^ This colourful scheme has a feature wall in Resene Retreat and a suspended shelf in Resene Red Hot while the opposite wall is wallpaper. Trims and the ceiling are in Resene Half Alabaster.

 Resene Half Alabaster

# a colourful twist for the St George living area



Alex Fulton, interior designer, suggests this alternative scheme:

This scheme injects colour and a sense of fun to a very open and light space. The usual approach would be to make the walls white then add colour through accessories but why not reverse that and highlight with white while having the large objects such as the couch and walls in blocks of colour? The coffee table, lamp and shelving unit are white to match the ceiling and trim (Resene Half Alabaster) and to contrast with the bold block colours. I see this room as a place for family board games, entertaining friends, or reading a magazine by yourself. The colour scheme originates from the bold wallpaper. The open shelves let you see the strong wall colour (Resene Retreat). You could then have brightly coloured objects on the shelves. Replacing the television with this unusual suspended fireplace adds cosiness and ambience.

phone 021 622 900 email alex@alexfultondesign.co.nz



illustration  
Malcolm White

	<p>&lt;</p> <p>Cocoon Hanging Fire in stainless steel</p> <p>Matisse www.matisse.co.nz</p> <p>&gt;</p> <p>Humpty Footstools and Table</p> <p>Kovacs www.kovacs.co.nz 03 384 2999</p>	
<p>&gt;</p> <p>Skippers Canyon rug in Pure Blossom</p> <p>Cronz www.cronz.co.nz 03 377 8910</p>		<p>Resene Half Alabaster </p> <p> Resene Daredevil</p> <p> Resene Red Hot</p> <p> Resene Retreat</p>
	<p>&gt;</p> <p>Tall Tank in white</p> <p>Simon James Design www.simonjamesdesign.com 09 377 5556</p> <p>&lt;</p> <p>St Martin couch by Arik Levy</p> <p>Backhouse www.backhouse.co.nz 04 499 8847 or 09 522 7099</p>	 <p>Resene Grapevine </p>

alternative solution - zone of calm



^ Resene Half Alabaster provides a restful base for this room with quirky staggered shelving in Resene Pursuit and Resene Black Sheep.

□ Resene Barely There



# a sophisticated scheme for the same room



Shelley Cooper and Rae Zhao, of Zoop Design, suggest this alternative scheme:

This long, narrow angular space is softened by using curved organic shapes that are inspired by nature. The sofa is welcoming and comfortable and reflects the trend towards rounded shapes for sofas and chairs. The rug also features curved shapes and introduces warmth and texture to the space. The rattan ottoman and outdoor chair mirror the materials used in the pendant lighting, bringing a feeling of unity to the design. A sense of indoor/outdoor flow is heightened by using the same shape of chair as the sofa, but in different materials. The colour palette is warm and dramatic featuring Resene Pursuit, a vibrant red, and Resene Half Alabaster which works well with warm tones.

phone 022 424 7235 email [info@zoopdesign.co.nz](mailto:info@zoopdesign.co.nz)

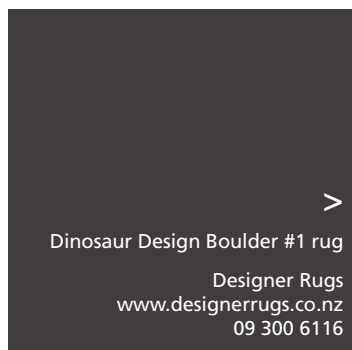
 Resene  
Stonewashed




<  
Stua Eclipse tables  
Matisse  
[www.matisse.co.nz](http://www.matisse.co.nz)




>  
Santa & Cole Tripode G5 lamp  
ECC Lighting + Furniture  
[www.ecc.co.nz](http://www.ecc.co.nz)  
09 379 9680 or 04 473 3456



>  
Dinosaur Design Boulder #1 rug  
Designer Rugs  
[www.designerrugs.co.nz](http://www.designerrugs.co.nz)  
09 300 6116




Resene Carefree 

 Resene Pursuit

 Resene Half Alabaster

 Resene Black Sheep



<  
Rattan Birdnest Stool  
Citta Design  
[www.cittadesign.com](http://www.cittadesign.com)

>  
Foscarini Tress pendant lights  
ECC Lighting + Furniture  
[www.ecc.co.nz](http://www.ecc.co.nz)  
09 379 9680 or 04 473 3456



illustration  
Malcolm White

*Thinking of you*

**Electrolux**

# use your talents on the cooking, not the cleaning

## An oven that cleans itself

Pyrolytic self-cleaning is recognised as the premium technology for efficiently and effectively cleaning oven cavities. It removes the need for you to use chemicals to clean the oven. Simply set the pyrolytic function, come back when it is complete and wipe away the residue.

In order to make cooking simpler we watched how people use their ovens in real life and learnt from chefs who use programmable cooking. By doing this we have removed complexities, and designed our ovens to be intuitive to use. You'll find it's perfect for entertaining with a huge 80 litre gross capacity.

## The benefits of induction cooking

Induction cooking will revolutionise your kitchen. No domestic cooking system heats faster, uses less power or is more precise and safe to use than induction – not even gas! And unlike other cooking appliances there is virtually no pre-heating phase.



Induction technology uses electromagnetic fields to transfer energy to the cooking pot which then converts into heat. The heat is generated at the base of the pan, not by a cooking element. In effect, this turns the pan itself into a hotplate and removes a significant amount of radiant heat from the cooktop surface. As a result, control is instantaneous.

You may not need to buy new cookware to enjoy the benefits of induction cooking. The simple test to see if your pots or pans are suitable for induction is if a magnet sticks to the base of the cookware.


Visit [www.electrolux.co.nz](http://www.electrolux.co.nz).



EPEE63AS – single electric pyrolytic oven



EHD60150P – 59cm induction cooktop

 Resene  
Quarter Tana



competition



Breathe new life into your kitchen with the stunning induction hob valued at \$2500 and pyrolytic oven valued at \$3500 from Electrolux and one room-lot of Environmental Choice approved paint from Resene valued at \$300.

 Resene  
Foxtrot



**win**


these stunningly innovative cooking appliances from Electrolux

**G**et your creative juices flowing and dream of a new kitchen that features an induction hob and pyrolytic oven from Electrolux valued at a total of \$6000. You'll also win a room-lot of Environmental Choice approved paint from Resene valued at \$300 to bring your kitchen to life.

All you have to do is describe what you would do to make your kitchen look a whole lot better.

We need to see what Resene colours you would choose for the cabinetry and walls. Visit your Resene ColorShop, reseller or [www.resene.com/colourlibrary](http://www.resene.com/colourlibrary) for the full colour range.

**Send to: Habitat Kitchen Competition, PO Box 78070, Auckland Mail Centre. Closes November 12th, 2010.**

 Resene  
Quarter Tana

Show us what other components you would include:

- Send us magazine or brochure clippings of elements you like, and how these would fit into your dream room.
- You might like to send us snapshots of your existing kitchen and describe what you don't like about it.
- Send a plan or sketch of the new layout.

Visit the Electrolux website ([www.electrolux.co.nz](http://www.electrolux.co.nz)) to find out more about the stunning appliances on offer in this competition.

We will feature the winning concept in our next issue – March 2011.

*Thinking of you*  
 **Electrolux**

**Resene**  
the paint the professionals use



Resene Lure   
Resene Spotlight 



**Top** Artist Philip Liggins has mastered an old art form.

**Above** The combination of paint and glass produces an intensity of colour and luminous quality to the art.

**Left** The artwork that won the local Resene competition.

# into the light

Fantasy and reality, dark and light all weave through the lustrous artworks of this Palmerston North artist.

It's an art form used centuries ago on icons and sacral paintings, but artist Philip Liggins uses the technique of reverse painting on glass to great effect today.

"Everything is the opposite to traditional painting on canvas. The signature, details and foreground work, such as trees or birds flying, are painted first. And when they're dry, I paint the next layer, like the sky, over the dry foreground work. The art is done in layers, from the signature and foreground first, to the background last."

Philip's finished work is viewed from the front, unpainted side. The glass "serves as a support and a protective surface – almost like a varnish." The result is a bright, clear colour since the paint is not absorbed as it would be if applied to canvas, wood or paper. The combination of paint and glass produces an intensity of colour and luminous quality that you don't see in other mediums. Choosing the colours used is therefore very important, says Philip.

Philip chose the art form not long after completing a Certificate in Foundation Visual Arts in 1991, at UCOL (formerly Manawatu Polytechnic). It was winning a local Resene Art Contest run in Palmerston North in 2008, however, that inspired him to continue painting. His winning painting of an adult penguin with its young offspring has a strong ecology theme and is painted in various shades of blue – Philip's favourite colour!

Philip has used Resene paint, usually the small testpots, "ever since I

started painting" because of its durability, low odour and 'stickability'." He also likes the huge range of colours. He currently has 300 pots of colour "on the go".

An affinity for wildlife and a quirky use of unusual materials are strong components of Philip's work – for example, the heavily textured painting of an armadillo, which curves around the spiked teeth of a circular saw blade. It took around two weeks to complete.

His paintings of exotic jungle animals, dogs and horses have a naïve, refreshing simplicity, with a strong use of pattern, much like the work of French Post-Impressionist painter, Henri Rousseau, (1844-1910). These contrast strongly with the theatrical, fantasy figures of his other work. "I particularly like the work of UK-based fantasy artist, Chris Achilleos, who creates artwork for the *Fighting Fantasy* game-book series."

Philip is currently working on a commissioned painting, but his next artworks will "feature different forms of marine life, such as octopus and shark, with the circular saw blade as a base material."

Philip's artwork can be found at markets in the Manawatu and Horowhenua regions, at Mama Maternity, an arts and crafts retail outlet to be opened shortly in Feilding, Manawatu, or he can be contacted on 021 154 9606. [H](#)

**words** Vivienne Bailey **pictures** Brendan Lodge



 Resene White Thunder

competition winner



## pretty in pink

Pink walls and candy-striped linen are pretty components of this winning room.



Last issue we featured the schemes of the children's rooms which won our Gorgi Resene competition. And now the winning room, proudly occupied by Abigail Berge, has been made over by her clever mum and dad.

Mum Elizabeth conceived a whimsical scheme in pink, apple and natural tones with butterfly motifs, hand-embroidered wall art, and a clip light shade to display changing artworks or cut-outs.

The walls are painted in Resene Pale Rose, beautifully complemented by a duvet in Gorgi's Vintage Retro Pink and Lime Stripe

100% cotton fabric. The curtains are made of Old World linen cotton blend in colour Natural, with left-over fabric used to cover the noticeboard. Both the curtain tieback and noticeboard pockets are embellished with embroidered flowers.


The hanging light shade is homemade, using Resene testpots, cardboard and mini fold-back clips. Abigail made the butterflies hanging from her pendant light. She plans to change them from time to time, perhaps to match Gorgi's Love Us Don't Hurt Us whale cushion, and put up her drawings and poems in the future. Some natural seagrass storage baskets are coming to put

on top of the wardrobe. Says Elizabeth: "They'll match her curtains perfectly and give her more storage space, as her room is quite small."

Turn the page to find out how to make Abigail's pretty beaded bedside light. Pink walls and candy-striped linen are pretty components of this winning room. **H**

-  Resene Pink Panther
-  Resene Pale Rose
-  Resene Limerick
-  Resene Eighth Drought

warmth quality  
service ambience innovation  
design performance



[www.realfires.co.nz](http://www.realfires.co.nz)  
Phone 09-444 7331



# beaded lampshade

Make the pretty lampshade from our winning room.

## You will need:

- Wooden craft beads with good-size holes you can pass a wool needle through
- Wool needle
- Assorted ribbon
- Resene testpots in colours that suit your room – we used Resene Pink Panther, Resene Princess, Resene Kermit and Resene Half Alabaster
- Hot glue gun and glue (get adults to help)
- Wire and wire frame or inside of a lampshade (you could recycle an old one)

## To make:


1. Paint wooden beads in assorted coloured paint then set aside to dry (thread the beads onto a pipe cleaner to paint them for clean hands). Prepare the lampshade frame. You may need to add wire supports as shown.
2. Thread the first ribbon through the wool needle and start threading on beads in random size and colour order. You can adjust the spacing later.
3. Tie the ribbon end to the frame, then push a larger bead over to hide the knot and loose end. Start weaving the ribbon in and out of the frame by going under then over both the top and bottom of the

frame. Space the beads as you go.

4. At the top and bottom of the frame glue the ribbon onto itself, making sure the ribbon is taut but not so tight as to bend the frame. It should also hide the frame. Keep threading and weaving.
5. Change ribbon colour by simply tying together then push a bead over the join.
6. You might want to use some painted beads as legs on the bottom. Glue them on with the hot glue gun. Make sure you use a low wattage energy-saving bulb.

**words and styling** Elizabeth Berge  
**pictures** Jason Berge





- Resene Pink Panther
- Resene Half Alabaster
- Resene Devoted
- Resene Kermit
- Resene Princess



## Lasting Impression

Impress your friends with your very own Rinnai outdoor living appliances

As day turns into night, the Rinnai Impression Outdoor Fire becomes the centre-piece for open-air entertaining. Available in single sided, open see-through or as a freestander, the Impression will bring life to your outdoor living area.

With sleek lines and gleaming stainless steel, Rinnai BBQ's look at home in any backyard. The Rinnai range of BBQ's offer standard features, including side burners and Rotisseries that other BBQ manufacturers only offer as extras.

Call now to find out more information on **0800 RINNAI** (746 624) or send an email to [info@rinnai.co.nz](mailto:info@rinnai.co.nz) to request a brochure be sent to you. For more information about Rinnai's full range of products for your home, visit [www.rinnai.co.nz](http://www.rinnai.co.nz)



Impression Single Sided Outdoor Fire



T4 BBQ



Maxim 575B

**Rinnai**  
EXPERIENCE OUR INNOVATION

OUTDOOR LIVING



# all that glitters...



This jewel of a house is a reflection of its owners' love of colour.

Artist and colour consultant Angela Pietkiewicz Williams is certainly not afraid to make a bold statement. The property she and husband Shayne Williams recently sold in Eastbourne, Wellington, is resplendent in deep and dramatic hues. It opposes any idea that only pale colours should be used in smaller rooms, and that, in order to sell a property, the decor should remain 'safe'.

- Resene Pulse
- Resene Quarter Surrender



With not a neutral wall in sight, the couple had no trouble attracting buyers and Ange puts this down to the balance of colour being exactly right. "As soon as I walk into a room," she says, "I can tell if that balance is out and what needs to be done to correct it – it's usually something simple but can make a huge difference."

The couple had asked Robyn de la Haye, from Essence Architectural Design, to design changes that allowed the house to be opened up and have better connection to the outdoors. The lounge had no windows other than at the single door leading to the deck, and a galley kitchen and separate dining room meant there was no natural congregation point for guests as they arrived. Says Ange: "The place lacked a heart and Robyn worked with our vision to create one."

The collaboration between architectural designer (Robyn is a member of the ADNZ) and client was clearly a successful one. Without changing the footprint, Robyn transformed the internal spaces, replacing bedroom windows with ranch sliders onto a new deck and opening up the separate kitchen, dining and living rooms into one >



**Top** A deeper, more soothing green (Resene Green Leaf) is used in the master bedroom.

**Above and top left** The living area is now one gloriously green (Resene Awol) open plan space with cathedral ceilings for added drama.

-  Resene Awol
-  Resene Lochmara

### did you know...

That Resene CoolColour technology reflects more of the sun's energy so dark colours such as Resene Diesel used outdoors won't heat up as much as usual.

-  Resene Diesel



Watermark Certified Tapmakers



**I-Factor Cantina Sink Mixer IFACA**  
*For the home chef!*  
The IFACA blends complete functionality with design. The flexible spout allows for simple rinsing and cleaning and has a handy spray function.



**Ovaleno Sink Mixer OVALD1**  
*A classic with a twist.*  
The Ovaneno has stunning lines with its oval shaped spout and handle. Great for rinsing large pots.



**I-Factor Sink Mixer IFAC1**  
*A tap for everyone.*  
A simply styled mixer suitable for any type of home. Its neutral styling combined with the practicality of its high spout allows it to merge with any kitchen style.



[www.foreno.co.nz](http://www.foreno.co.nz)

Innovation  
Quality  
Health



Watermark Certified Tapmakers

Available from hardware stores, plumbing merchants and building merchants nationally

## feature house



**Above** The stunning colour of Resene Lochmara reflects the colour of the swimming pool in the downstairs games room. Resene Diesel is used on the exterior weatherboards.

glorious, welcoming space. The kitchen was moved to take advantage of the views across Wellington harbour, with stairs added for internal access to the studio and pool room downstairs. Once the building work was complete, Ange set about embellishing the property with colour.

The original cream weatherboard exterior was covered with Resene Diesel, to give the house depth and allow it to blend visually into the bush-clad hill it nestles against.

The same respect for the property's surroundings is apparent throughout the interior, too. On the upper level, the open plan kitchen, living and dining area is painted in Resene Awol. The green theme is continued in the master bedroom, but with the darker Resene Green Leaf chosen for its more restful appearance.

The downstairs games room reflects the colour of the outdoor swimming pool, with the walls and ceiling all in Resene Lochmara. The ceiling was originally white but was always stained with the dust of blue chalk used for the pool cues. Says Ange: "Guests love it, likening it to an exclusive, intimate cocktail bar."

Ange says opening up rooms to the new deck and the strategic use of colour gives the house an outward-looking yet welcoming feel. By day, the property sits gently in its setting. By night, with its expansive use of glass, dramatic colour and clever lighting, it becomes a jewel set within Eastbourne's dramatic landscape. **H**

words Kim Slessor  
pictures Kevin Hussey

# CATALANO™



VERSO 1200 Basin – wall or bench mounted / 12VE



ZERO




C



VERSO



MUSE



PROJECTIONS



ROMA

Updating your bathroom? Adding on an ensuite? Building a new home or apartment? Need inspiration?

Call or email us today for a free copy of our new 270 page catalogue comprising the most comprehensive range of quality kitchen & bathroomware carefully selected from the best of the best factories around the world. Products available from leading bathroom showrooms nationwide.

**plumblin**e  
QUALITY BATHROOMWARE AND PLUMBING PRODUCTS

P: 04 568 9898  
F: 04 568 6612  
E: sales@plumblin.e.co.nz  
W: www.plumblin.e.co.nz  
www.catalano.it/en/index.php



*did you know...*

Resene SpaceCote Low Sheen Kitchen & Bathroom and Resene Lustacryl Kitchen & Bathroom combine anti-bacterial silver protection and MoulDefender mould inhibitor, perfect for minimising unwanted nasties in kitchens, bathrooms and laundries.



**Above** The striking effect on the front of the island is by back-lighting Laser Grain panels.

**Left** Glass cabinets back-painted in Resene Pohutukawa combine with wenge timber for dramatic effect.

## like a fine wine

Rich red cabinets and a strikingly lit island bench make this a sophisticated and elegant kitchen.

In a major renovation that opened up a Wellington house to its stunning harbour views, this dramatic red kitchen is an eye-catching centrepiece.



Designed by Pauline Stockwell, the kitchen was transformed from its small pokey space to be part of the large open-plan living area.

The homeowners love the colour red so Pauline chose Resene Pohutukawa to be used not as a lacquer on the cabinetry, but back-painted onto toughened glass. This

gives the kitchen a wonderful luminosity and is further enhanced by the striking treatment used for the front of the island bench. Here, Kings Fourth Generation timber specialists pieced together strips of timber and acrylic resin in a product called Laser Grain to form a panel. This is then backlit with red LED lights for a dramatic neon-style effect. Black enamel pendant lights with a quirky red flex from ECC run the length of the island bench for task lighting.

Says Pauline: "Opening up the existing kitchen and incorporating the hallway left a long, narrow space – the perfect setting for a large 4m x 1m island."

The island extends into a lower table, in wenge timber, to provide not only a casual eating area but a place for children to do their homework. Wenge is also used on the full-height cabinetry at the end of the kitchen which includes an appliance cupboard and pantry, and to frame the ends >

-  Resene Flourish
-  Resene Pohutukawa
-  Resene Quarter Fossil



The kitchen is part of a new open-plan space.

## The striking effect on the front of the island is by back-lit Laser Grain panels.

of the long island bench. The rich, deep tones of the timber echoes the owners' collection of retro black leather furniture.

The walls in the area were painted Resene Half Tea for a calming, neutral background to the otherwise bold colours.

The island bench acts as a central point when the owners entertain – it has a wine cabinet underneath and a second, smaller sink with a tap that delivers chilled and boiling water. Double ovens were also included in the kitchen design.


A combination of benchtop materials is used, with an engineered stone on the island bench, and a textured stainless steel used around the cooking hob and main sink. The recessed handles on the cabinetry are a fuss-free solution while the coloured cork tile floors pick up on the deep tones of the timber cabinetry.

"Overall, the kitchen renovation has made the space lighter and more modern, and allowed occupants of the kitchen to appreciate the views," says Pauline. "We even realigned the height of the windows in the living area to sit level with the benchtops in the new kitchen." **H**




Get the look with Resene SpaceCote Low Sheen tinted to Resene Half Tea

Wenge veneer: CHH Wood Products

Resene Half Tea 

Floor: Cortica cork tiles in Resene Black Pepper from Cork Supplies


Ovens: Bosch  
Extractor: Smeg

Resene Black Pepper 




Get the look with cabinets back-painted glass in Resene Pohutukawa from Spray Specialists


Resene Pohutukawa 



Laser Grain panel: Kings Fourth Generation

Benchtops: textured stainless steel and Quarella engineered stone by Tile Warehouse


Resene Planter 



Lights: Caravaggio pendants from ECC

Designer: Pauline Stockwell, Pauline Stockwell Design, [www.stockwelldesign.co.nz](http://www.stockwelldesign.co.nz)

Resene Miso 



Resene Code Red 

Resene Half Tea 





# *You're Unique* so your bathroom should be too.

---

Every bathroom is different.

That is why at Crest we design frameless glass showers to fit your needs. With 1000's of sizes in 10mm safety glass, a Crest Sereno Frameless shower is perfect whether you're building or updating your bathroom.

Capture your unique look very simply – with a Sereno Frameless shower.

---

**Crest.** Simplifying tiled showers

Freephone 0800 40 40 47 • [www.crestshowers.co.nz](http://www.crestshowers.co.nz)

**sereno** frameless  
by crest



A wall of quirky tiles and a vanity painted in Resene Hullabaloo takes this bathroom beyond the ordinary.

**Right** The toilet was painted white until homeowner Tracy realised her mistake. It's now resplendent in Resene Hullabaloo.

## all white's not alright

Quirky tiles and turquoise paint make this bathroom special.

**A** tip-off from her sister was the starting point for Tracy Towers' bathroom with its distinctive tiled feature wall and colourful vanity unit, painted Resene Hullabaloo.

When Tracy and her family moved into the 1970s suburban home, the configuration of the bathroom was typical of the era – three smaller rooms with the shower and toilet separated out from the main bathroom. The shower room was “so disgusting we only used it once or twice before we renovated”.

And her sister's tip-off? To check out the range of quirky and colourful tiles available at Middle Earth Tiles. Says Tracy: “I was originally thinking about green tiles but then saw this blue one and loved it.”

While the toilet has been kept in a separate room, the shower room has been incorporated into the main bathroom, allowing for a large tiled shower area that's perfect for a family of teenagers. A half-height tiled wall separates it from the vanity, with glass above to allow the feature wall to be seen uninterrupted.

The Middle Earth tiles extend over the entire end wall of the bathroom, including into the shower, with a listello strip running through the remaining white tile walls for continuity.

Tracy had commissioned designer Joanne Godding of Bespoke on Khyber to help with her previous house so called her in again for the bathroom project.

Says Joanne: “It's great working with such a design aware client and one who isn't afraid of using colour. She knows what she wants and isn't afraid of following through with that.”

Although Tracy had a clear idea of what she wanted, and the layout was restricted to the original positioning of the vanity and bath, Joanne was charged with designing the vanity unit to unite the visual elements. Says Joanne: “We kept it relatively simple so that it didn't overtake the tiles visually.”


A matai timber vanity top from Kings Fourth Generation (a surprisingly robust surface) and open shelves bring warmth to the room, while




Get the look with Resene SpaceCote Low Sheen tinted to Resene Hullabaloo

Resene Hullabaloo 

Matai vanity top: Kings Fourth Generation



Resene White Thunder 



Turquoise abstract mosaic tiles: Middle Earth Tiles


Resene Onepoto 

Mirror: Art of Gifts, Birkenhead




Designer: Joanne Godding, Bespoke on Khyber, [www.joannegoddingkitchens.com](http://www.joannegoddingkitchens.com)

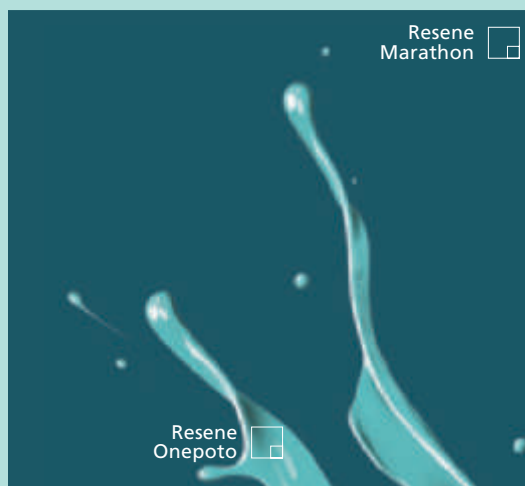
Resene Aquarius 



Tap: Mamoli  
Basin: Villeroy & Boch

Resene True Blue 

Resene Marathon 



Resene Onepoto 

the Resene Hullabaloo panelled drawers echo the tile colour. The square top-mounted basin means that drawer space isn't lost, and makes the area easier to clean, says Tracy.

Tracy was keen on the open shelves in order to store towels; she has also introduced colour into the otherwise white room with ceramic wall art.

To complete the picture, she used a whimsical paua and mirror mosaic mirror from Art of Gifts in Birkenhead, Auckland, set between two light sconces from ECC. "I didn't want a big mirror to cover the tiles. This doesn't detract from the tiles, and works in well with them."

The next area for a makeover was the adjacent toilet, which Tracy had painted white. "The painters left at the end of the day and I thought 'yuck'. It was too white – white walls, white toilet, white basin, white tiles. So I went out and bought a tin of Resene Hullabaloo and repainted it myself in a day. I was much happier."

Tracy is, in fact, very happy with the look of both rooms, and enjoys the functionality of the spaces. "They had to work well as both good spaces for a teenage family but also look good for guests." **H**

words Sharon Newey pictures Frances Oliver

 Resene Reservoir



Resene colour consultant Angela Fell says this scheme is a popular choice for villas. She used Resene Half Tapa on the weatherboards; Resene Grey Friars for the roof, guttering, porch and steps; Resene Sea Fog for the window joinery, balustrades and detailing and Resene Nero for the front door.

- Resene Sea Fog
- Resene Half Tapa
- Resene Nero
- Resene Grey Friars



## ready for a **facelift?**

When your canvas is literally as big as a house, you want to make sure you get the paint colours right.

**R**esene colour consultant Angela Fell has loads of advice to help you select colours for your home's exterior that work on a number of levels. Here are some tips and tricks to steer you in the right direction.

### **How and where do you start to select paint colours?**

To find inspiration for a great exterior scheme, look all around you. Check out other houses in your neighbourhood and in areas that have similar house styles to yours. Keep a scrapbook of any ideas that you come across that you love. This will give you a great place to start as you will get a good feel for your personal style.

Check out the array of colour swatches at all Resene ColorShops and resellers, and browse through the pre-designed schemes on the Resene EzyPaint software (see overleaf for more details).

### **What's in fashion when it comes to house exteriors?**

We're opting for simpler schemes based on three to four colours – one for the main body of the house, another for the trims and another for the roof. The fourth is an accent that might be used on the fences. You might choose a fifth colour to be used for a striking front door. Soft mushroom shades have been fashionable, for example Resene Napa for the weatherboards, Resene Black

-  Resene Tia Maria
-  Resene Tapa
-  Resene Grey Friars



While transforming this small family bungalow in Alexandra, architectural designer Gary Todd (ADNZ) included new cladding and a more contemporary colour scheme. The Linea weatherboards, garage door and entry are in Resene Grey Friars with plaster walls in Resene Tapa and the screen wall in Resene Tia Maria.



White for joinery and trims and Resene Ironsand for the roof. But we're starting to see a move into cleaner colours with greyer bases like Resene Half Pravda weatherboards, Resene Black White trims and Resene Grey Friars for the roof.

### Is black the new white?

In the past five years, a popular architectural look has been to use black on exterior walls with pale trims to create a striking effect. Using this scheme may be limited, however, by the cladding or substrate you have on the outside of your home as many manufacturers have minimum light reflectance requirements that restrict you to using lighter colours. Darker colours generally absorb more heat from the sun than lighter colours, so may not be recommended on unstable substrates.

You can find out the LRV (light reflectance value) for a colour by looking at the back of Resene colour chips or check them out in the online Resene colour library – [www.resene.com/colourlibrary](http://www.resene.com/colourlibrary).

### And if I still want to use a darker colour?

Consider using the Resene CoolColour range formulated with special pigment technology to reflect more of the sun's energy than a standard colour. This keeps the coating and substrate cooler, reducing the likelihood of heat damage such as warping. Resene CoolColour technology is available in a wide range of colours and products suitable for a whole host of exterior projects.

### Are there other restrictions I might encounter?

Some councils place restrictions on colours that can be used on a house exterior to create more harmonious neighbourhoods or to make sure houses don't stand out too prominently from the natural environment. For example, Auckland City Council has a district plan for the Great Barrier/Hauraki Gulf. Check with your council for any restrictions in your area. Regional colour palettes for some locations are also available on the Resene website, [www.resene.com](http://www.resene.com).

If you're choosing bold colours, it might pay to discuss it with your neighbours first. >



A brave colour choice for this modern Napier beach house won Wilson Jack Architects a Resene Colour Award in 2009. The scheme uses Resene Moroccan Spice (orange), Resene Tea and Resene Masala. Steel roof flashings and spoutings are in COLORSTEEL™ Smokey and the window joinery and garage door are Resene Flint.

-  Resene Tea
-  Resene Moroccan Spice
-  Resene Masala
-  Resene Flint

## top tips

If you're stuck for inspiration for your next colour scheme, try out the free Resene EzyPaint virtual painting software. You can test-run an infinite range of colour options quickly and easily. Free to download from [www.resene.com/ezypaint](http://www.resene.com/ezypaint).

If you live in a villa, check out [www.myvilla.co.nz](http://www.myvilla.co.nz) for hints, tips and ideas about villa living.



A handsome traditional villa in Auckland's Mt Albert is updated by designer Leonie von Sturmer with a harmonious contemporary scheme using a palette mainly from the Resene The Range Whites & Neutrals collection – Resene Truffle for the weatherboards; Resene Rice Cake for the trims; Resene Half Grey Friars for the window sills and garage door; Resene Masala for the porch floors and steps, and Resene Diesel for the front door.

- Resene Truffle
- Resene Rice Cake
- Resene Masala
- Resene Diesel

### How can I choose a tried and true colour scheme?

If you're nervous about choosing colours, taking inspiration from other people's projects is a great way to see what the colours will look like. Bring in a photo of your home and let the Resene staff help you with your colour choices. They see a wide variety of successful decorating projects and tend to have a good idea of what will, and just as importantly won't, work. And they can provide you with tools and recommendations to help you with your project. You can also employ a professional colour consultant.

Always test your colour with a Resene testpot as colours will change depending on what they are painted onto and the quality of the light. Colours usually look much lighter outdoors, especially in our strong sunlight. They also change depending on other colours you put beside them, for example, a grey roof will make green walls look fresher. A high-gloss finish will make a colour look brighter than if you choose a lower sheen finish.

### Then there's the Resene EzyPaint software.

This is great for selecting colours yourself. This virtual painting

software programme has a gallery of images with different architectural styles of homes from different eras to choose from. Choose a home like your own and paint it using one of more than 500 pre-designed colour scheme ideas or create your own unique scheme. You can even upload a photo of your home exterior and colour it in. If it doesn't look right, just keep trying out other colours until you create a look to suit you. Once you've painted your house in the virtual world, grab some testpots and try the colours out in the real world to make sure they give you the look you are after.

The Resene EzyPaint software can be downloaded free from [www.resene.com/ezypaint](http://www.resene.com/ezypaint).

### What about schemes that honour the heritage aspects of my house?

If you have a heritage home from any era, check out the Resene Heritage colour range and discuss these with a colour consultant. These are classic colours and combinations that tend to outlast changes of fashion and will complement the architectural features of your house.



To help sell this home and gain broader market appeal, the owners developed a colourful, contemporary paint scheme that stands out in a conservative Taupo street. On the upper storey, Resene Mako matches existing silver joinery in a low sheen which hides the imperfections of older claddings. The owners didn't want a cold blue tinge for the concrete block base so they chose Resene Eighth Gravel, a warm grey that anchors the home to the ground.



- Resene Eighth Gravel
- Resene Mako

### How can I disguise flaws?

High sheen paint is easier to keep clean but it does tend to highlight imperfections. Conversely, lower sheen paints like Resene Lumbersider hide imperfections but can be harder to clean. A good option is to choose a semi-gloss finish like Resene Sonyx 101 which hides more imperfections than a gloss but will also be easy to clean. Fences that have surface imperfections such as those found in rough sawn timber can look better in a low-sheen finish and a darker colour which will also better complement and offset your plants and landscaping.

### What about accents? Should I highlight the window joinery and trims? Should I go lighter or darker?

It comes back to the style of the house. Only highlight details if they are worth it. Contrasts are good to make the colour scheme more interesting but practise with Resene EzyPaint or testpots first to help you get the right balance between interesting and overkill. If all else fails, you can always paint over anything you decide you don't like. Make sure you live with it for a short while first though, as often you'll find the colours change in hue as they fully cure and you fall in love with your new colours. **H**

words Vicki Holder

Resene   
Sea Fog



The owners of this Nelson home designed by David Todd (ADNZ) are pleased with the bold lime colour suggested by their local Resene staff. Paul Morgan and Toni Grant used Resene Double Concrete on the plaster walls, Resene Kombi on the Linea weatherboards, while the front door and garage door are in Resene Charcoal.

- Resene Kombi
- Resene Charcoal
- Resene Double Concrete

# Get your place looking its best



## DID YOU KNOW?

Failure to treat mould, grime and salt will shorten the life of your paint finish and can result in expensive maintenance costs.

JT Property Wash is a professional, experienced company that has been expertly maintaining property exteriors since 1985.

We offer a satisfaction guaranteed service tailored to your commercial and residential property needs that help you save on long-term repair and repainting costs.

Call us today and give your place the clean it deserves.



WWW.JTPROPERTYWASH.CO.NZ  
0800 JT WASH (0800 58 9274)

# rub a dub dub

Having spent money on a smart new paint job for the house, a regular clean will keep it looking good, for longer.

Imagine if you were left to stand on a street corner, gathering road grime, wind-blown dirt, bird poop and mould on your south side without ever having a shower. You'd soon look pretty nasty.

It's often what we expect of our houses. That paint job may look shiny and robust now, but without regular cleaning it will not only look drab but have a shortened life.

Having your house washed might seem like something you can defer for another year but failure to treat accumulated mould, grime and salt will shorten the life of paint finishes, says Ray Tomlinson of JT Property Wash. He recommends your house is washed at least once a year. "Regular cleaning will extend the life of your exterior paintwork well beyond the standard 10 years, so it's an investment worth it in the long run."

Washing the house doesn't have to cost that much, especially if you're prepared to do it yourself. If you decide on the DIY option, however, don't simply grab a waterblaster and fire away. Waterblasting can eat into the surface and destroy the substrate below. Water can also creep through the windows and doors onto paint finishes and wallpaper.

It's the solutions you use for house washing that do all the work. No matter what type of cladding you have, the cleaning process is exactly the same. The only thing that varies is the strength of the

solution. Resene has a variety of good, cost-effective house wash solutions available for exterior cladding, fences, decks and patios as well as a fast acting mould and mould treatment.

Houses get particularly dirty in areas near high traffic flows. The Resene Paint Prep and Housewash solution is recommended by Ray as it immediately brings the wall surface back to life.

Moss, mould and lichen on any building will make it absorb moisture. On surfaces with moss and mould build up, which is common in our humid climate, Ray suggests the Resene Moss & Mould Killer which kills most common moulds and fungus in 48 hours. He says these are probably the most cost-effective on the market, too.

## It's the solutions you use for house washing that do all the work.

Follow the instructions on the product, he says. The correct method is to apply the solution using a back pack garden sprayer. "Hand-scrub all the windows and doors, then leave the solution on to soak in, then give it a gentle wash down. It doesn't need to be a waterblast. It can just be a house brush," says Ray.

If your home is really grubby, it's best to use a professional cleaner as they have access to stronger solutions. JT Property Wash has two commercial-grade products that are exclusively theirs which were specifically developed by Resene for tougher jobs.

Most house washers charge about \$300 to clean the average three-bedroom house from the ground up to the soffits.

Before you commit, Ray says get a referral. "Also find out how long they've been in the business and whether they have a good track record. Be wary of fly-by-nighters, people who think they know what they're doing."

House wash companies will also clean gutters as they have equipment to clean while remaining on the ground. Says Ray: "It's not a good idea to go up a ladder. You've got to be careful when you're working from heights, whether you do it yourself or a contractor is doing it. Getting the cheapest price may not be a good idea if the contractor has a fall. With the new health and safety regulations, the cost of falls can become your responsibility." **H**

words Vicki Holder

### top tips

If your timber deck looks like it needs a good clean, use Resene Timber and Deck Wash for a quick and easy job.

Paths, patios and other exterior concrete areas can also be treated with Resene Deep Clean to keep them free from moss, mould, algae and lichen. Simply spray or brush on and leave Resene Deep Clean and nature to do the work. Slow acting Resene Deep Clean gets right down to the roots of the problem, destroying the growth and combining with UV light and rain to weather off the remains.

 Resene Float







HTR\_MBS\_1005

# We'll stand by our work for ten years – guaranteed.

A Registered Master Builder can guarantee his work will stand the test of time. Any building job can be nerve wracking for the owner but, for a minimal cost, you can have the peace of mind of a Master Build Guarantee for your property. No worries, no anxiety, you know Registered Master Builders will be there for the next ten years to solve a problem.

Our premium option covers you for up to \$500,000 for loss of deposit or non-completion, materials and workmanship as well as structural defects.

To find out more, talk to your Registered Master Builder or go to [www.masterbuilder.org.nz](http://www.masterbuilder.org.nz)

**BUILDING** FOR OVER  
**EXCELLENCE 100** YEARS



**MASTERBUILDER.ORG.NZ**

**0800 269 119**



We'll give you  
the incentive you  
need to hire the  
right equipment

**15% discount**  
for all Resene Card holders.

**hirepool**  
*hire the experience*

“We'll work with Resene to develop this  
and other great ideas so our customers  
can get a professional job done everytime  
they decorate”

Mark Powell - CEO, Hirepool

For more information and full terms and conditions  
visit [www.hirepool.co.nz](http://www.hirepool.co.nz)

**You will need:**

- Chairman's plaque
- Pole pruner
- Wood chipper
- Drain cleaner
- Cherry picker
- Water blaster
- Gloves
- Small hand-held trowel
- Garden bags for debris

 Resene Earthstone

 Resene Legend



# gutter buster

Here's how to deal to your gunky gutters.

## Step 1

Start by trimming back any trees overhanging your home. This not only avoids falling leaves and branches but also allows more light and warmth from the sun to reach your house during winter – important to capture if you want to reduce heating bills.



## Step 2

Create your own mulch for the garden by using a wood chipper for the excess branches.



## Step 3

Use a cherry picker to reach gutters safely and comfortably. Remove excess leaves and debris with a small hand held trowel.



## Step 4

Use a water blaster to clean off any moss, mould and mildew from the outside and underneath your gutters to leave them looking and working like new.





# in the stars

Robyn Kilty blames the stars for her predilection for bright red doors and flowers.



If you are born under the star sign Taurus, chances are you are going to be a colour freak. Taureans have a predilection towards colour. I was born a Taurus and I can't help myself.

It makes sense, therefore, that the first time I saw the Victorian workers cottage which I was later to buy, I saw it in terms of what could be done with it in colour. The practical repairs were the necessary and expensive part of the restoration, but also the tedious part. Colour was the real deal!

Even so, the first painting of the cottage was reasonably conservative as I felt confined by the highly pitched and quite dominant new blue-grey Colorsteel roof, so I used a putty colour, Resene Thistle, on the weatherboards and dark blue around the doors and trims.

Despite this tasteful beginning, I couldn't resist breaking out somewhere, so the front door was painted bright Resene Guardsman Red. It was this red which was the inspiration for the garden. That, and a recent visit to Monet's garden at Giverny in France. >

**Opposite** The Resene Guardsman Red front door is seen through the entrance arch and the vigorous old world rose called Parkdirektor Riggirs.

**Above** Robyn's garden is a riot of colour, right down to the purple foliage and red-fringed lettuces.

-  Resene Guardsman Red
-  Resene Bermuda Grey
-  Resene Madison
-  Resene Breathless
-  Resene Thistle




During the early 1990s, it was fashionable to use pastel colours in the garden, influenced by Vita Sackville West and Sissinghurst's White Garden. Nobody in New Zealand seemed to have heard of Vita's Hot Garden at that time so reds and oranges were perceived as the worst of taste. As for magenta – don't even mention it!

After seeing Monet's garden in late summer, and the jewel-like way the magentas of dark cosmos, dahlias and gladiolia were interspersed with the rich golds of rudbeckia, sunflowers and golden rod, I knew there would be no more pastel for me.

I couldn't wait to get home and plant those tasteless red flowers in my front garden to complement the Resene Guardsman Red door. At first I experimented with all the reds together – the cool magentas and crimsons, as well as the hot scarlet reds and terracotta – but found that in my small front garden, this just didn't work. It looked too spotty with no impact. I have seen since the cool and hot reds planted together in large gardens where there is plenty of space for each species and colour to be planted en masse, each making its own statement interspersed with foliage, and it looked stunning.

In a small space, however, less is more, so I began to limit my palette, using only the hot scarlet reds, such as Geum 'Mrs Bradshaw' and terracotta reds such as the brownish-red rose 'Colourbreak'. These are planted with bronze foliage plants such as flax and heuchera 'Amethyst' and also with lime green *Helleborus corsica* and *Euphorbia*



**Above** A rustic seat on the front veranda along with pots painted Resene Guardsman Red.

**Above left** Robyn Kilty is planning her next outrageous colour scheme.

**Left** Crimson asiatic lilies and dark blue delphiniums blend well together against the Resene Bermuda Grey weatherboards.

**Opposite** A quiet corner of the house, white wisteria drapes over a courtyard.

**Right** In early spring the hot colours, of the terracotta polyanthus and orange tulips are off-set in the front border by the cool creamy green of *Helleborus Corsica* and the sky blue perennial forget-me-not snuggled between clipped box balls.





*polychroma*. Amongst these plantings are splashes of rich dark blue – sometimes delphiniums, sometimes the perennial forget-me-not *Omphalodes cappadocica* which echoes the blue painted trims of the house.

I fiddled with colour in the garden for a number of years until it was time to paint the house again. I resolved to be brave and a little outrageous this time, so I painted the weatherboards quite an intense mid-blue called Resene Bermuda Grey which blended well with the denim grey roof, and I used a brighter dark blue (Resene Madison) on the architraves and veranda posts. I also used more of the wonderful Resene Guardsman Red, not just on the front door, but also on the insides of the window trims and on terracotta pots for the veranda.

This was fine for the front garden where scarlet was king, but I didn't want to be confined to scarlet flowers in the side and back gardens as well, so I changed the colour of the trims and doors beyond my side fence, using lime green Resene Wasabi which also looks great with blue.

This freed me up with my colour choices in the side and back gardens, as almost any colour will look good with blue and lime green. Here, I indulged in the wonderful cool reds – the magentas, burgundys and even hot pinks which I also love. To these I have added purple, and even pale pink and touches of white. Again, I have used purplish/bronze foliage, as well as more blue flowers – blue is the most flexible colour in the garden offsetting almost any other colour. These cool red and pink tones do blend well against the blue of the house at the back and the lime green of the doors complements all.

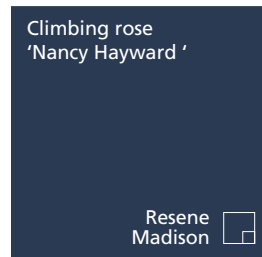
The house will soon be in need of painting again, so where to next? In my head I have already worked out a colour scheme which will change everything... and it will not be demure. **H**

words Robyn Kilty pictures Juliet Nicholas



Get the look with Resene Sonyx 101 tinted to Resene Bermuda Grey and Resene Lustacryl semi-gloss waterborne enamel on trims and joinery

Resene Bermuda Grey 



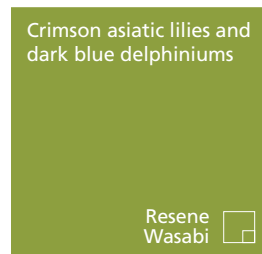
Climbing rose 'Nancy Hayward'

Resene Madison 





Get the terracotta pot look with Resene Terracotta Sealer topcoated in Resene Lumbersider tinted to Resene Guardsman Red

Resene Guardsman Red 



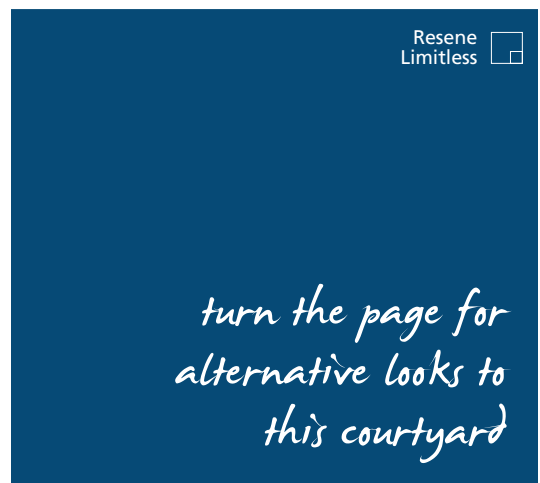
Crimson asiatic lilies and dark blue delphiniums

Resene Wasabi 



Buxus with perennial forget-me-not (*Omphalodes Cappadocica*)

Resene Relax 




Resene Limitless 

turn the page for alternative looks to this courtyard

alternative solution - down on the farm



^ A rural twist with weatherboards in Resene Cargo and trims in Resene Dynamite and Resene Spanish White. The wooden 'cattlestops' are stained in Resene Crowshead.

 Resene  
Eighth Akaroa



# a farm-inspired scheme transforms this courtyard



Wendy Twine, of Twine Landscape Design, suggests this alternative scheme:

This whimsical design is inspired by the farming landscape with a natural colour palette enhanced by modern interpretations of iconic rural features. An exposed aggregate courtyard is accessed via wooden 'cattlestops' traversing a water feature and a dry river bed of pebbles. This dichotomy emphasises the water conservation message, reflected in the chain downpipe and corrugated iron water tank. The cattlestops are linked by pavers inscribed with key rural words. The image of farm water troughs is evoked through raised concrete planters, embellished with grasses and rushes or quirkily named plants such as *Ligularia* 'Tractor Seat' and Lambs Ear. Barry Lett's dog sculpture sits patiently, awaiting his master and his day's work to begin. And at the end of the day there is a collapsible wooden bar table (not shown) with tractor seat bar stools reminiscent of old woolshed tables. A retractable awning creates shade in hot summers.

mobile 027 226 4584 email [wendy@twinelandscapes.co.nz](mailto:wendy@twinelandscapes.co.nz)




illustration  
Bruce Bryant

	<p>&lt;</p> <p>Lambs Ear (<i>Stachys lanata</i>)</p> <p>&gt;</p> <p>The Guardian sculpture by Barry Lett</p>	
<p>&gt;</p> <p>Mediterranean retractable awning</p> <p>Weathermaster <a href="http://www.weathermaster.co.nz">www.weathermaster.co.nz</a> 09 574 2200</p>		<p>Resene Spanish White </p> <p> Resene Cargo</p> <p> Resene Crowshead</p> <p> Resene Dynamite</p>
	<p>&lt;</p> <p>Water tank</p> <p>Tanks Alot <a href="http://www.tanksalot.co.nz">www.tanksalot.co.nz</a> 0800 243 279</p> <p>&gt;</p> <p><i>Ligularia</i> 'Tractor Seat'</p>	

alternative solution - contemporary calm




before

^ This contemporary yet summery scheme uses weatherboards in Resene Foggy Grey with trims in Resene Limerick and Resene Venice Blue.

 Resene  
White Thunder

# a calm, uncluttered solution for this courtyard



Jennifer O'Neill-Joyce, of Gardens 2 Go, suggests this alternative scheme:

This is a contemporary space which offers an uncluttered and easy-care area to relax in. The lime and blue colours (Resene Limerick and Resene Venice Blue) of the window joinery are echoed throughout the space in the squab fabric and mosaic tiles set into the coloured and cut concrete. Green mondo grass softens the concrete, the grid pattern of which provides visual interest. The open cedar pergola, finished in Resene Limed Oak (stain finish), mimics the grid pattern below, allows for natural light and defines the space as an 'outdoor room'. Extending the pergola and ground plane grids past the lines of the house gives the sense of more space. The pendant light acts as a sculptural piece during the day, and makes the area highly usable at night. The setting is finished off with welcoming and comfortable chairs.

phone 021 376 277 email g2g@paradise.net.nz

 Resene  
Mother Earth










	<p>&lt;</p> <p>Floral lamp by David Trubridge (use aluminium version for outdoor use)</p> <p>www.davidtrubridge.com 06 650 0204</p> <p>&gt;</p> <p>Coloured and cut concrete</p> <p>Peter Fell and Amazing Concrete Gen 2 www.peterfell.co.nz 0800 422 656</p>	
 <p>&gt;</p> <p>Seat cushions in Sunbrella fabric, Seville Seaside design</p> <p>Cushions Unlimited www.cushionsunlimited.co.nz 09 445 6068</p> <p>∨ Mondo grass (<i>Ophiopogon japonicus</i>)</p>		<p>Resene Landmark </p> <p> Resene Foggy Grey</p> <p> Resene Limerick</p> <p> Resene Venice Blue</p>
	<p>&gt;</p> <p>Miro Swivel seats and table</p> <p>Coastal Design www.coastaldesign.co.nz 09 365 2726</p> <p>&gt;</p> <p>Hand-glazed cottage square mosaics in lime</p> <p>Middle Earth Tiles www.middleearthtiles.co.nz 09 360 2638</p>	

illustration  
Bruce Bryant



# garden gold

A striking seaside garden was the winner of this year's Resene Colour Award of Excellence at the NZ Institute of Landscape Architects awards.

**W**inning the gold award in the residential section as well as the Resene Colour Award of Excellence, Ted Smyth's solution for a coastal garden includes swathes of grasses, sliced through with a dramatic 'diving board'. A collaborative relationship developed between Ted and the owners of the property – Ted encouraged them to work with nature by encircling the gardens in natives while the owners chose hot orange flowering exotic plants placed closer to the house.

The award judges said the "stunning garden has a sense of completeness. A carefully considered and orchestrated work of art, the site has been treated as a three dimensional canvas. Structurally the garden is a continuous flow of spaces that specifically address each of the clients' needs. Earthworks are minimal, in keeping with the sensitivity of the site... A restrained and consistent palette of materials, plant combinations and attention to detail makes this an outstanding example of landscape architecture's role in home-making." **H**



**Top left** The Watchdog sculpture by Barry Lett is much treasured by the owners.

**Top** A dramatic aloe banksii is underplanted with rain lillies.

**Centre** The striking 'diving board'.

**Above** The owners wanted colour in the garden, so chose a palette of orange and white.

-  Resene Omega
-  Resene Spotlight



## the demo shed

Made almost entirely of second-hand materials, this cute shed is a tiny tribute to recycling.

**W**ith design ideals embedded in iconic rural architecture and a typical can-do number-eight approach to problems, Darren and Sharon Hunter of Hunter Design and Red Shed have ended up with a glorified shed cum sleepout in which the only new products used are the bolts and Resene paint.

The shed is on the couple's holiday property in Martinborough and was originally conceived as a home for a ride-on mower, hence the ramp. "But we kept on improving it," says Darren, so once it was insulated with commercial-grade batts, wired for electricity and lined, it became a sleepout.

The cedar weatherboards (now painted Resene Waterborne Woodsman CoolColour tinted to Resene Crowshead) were bought off TradeMe, the windows are from a 1950s house rescued on their way to the tip, the roof is made from second-hand corrugated

iron, the interior cedar sarking was bought at Turners Auctions and the skirting around the bottom is made from left-over fence palings. Inside, the ply floor is painted Resene White, as are all of the exterior windows and trims.


The old segmented garage door (now in Resene Turbo) was owned by Darren's brother and would originally have had four panels. With only three panels left, it was no use as a garage door but perfect for a ride-on mower. At the back of the shed, a 1000-litre water tank catches rain water for the garden.

Of course, the improvements meant the mower was homeless once more, so another shed has been built. And now the couple, whose main home is in Paraparaumu, have a new project to keep them busy – upgrading an old garage into a holiday home and tending grapevines planted on the property. **H**

## sucking up pollution

Electrolux will gather plastic from the world's oceans and turn it into vacuum cleaners. The initiative, called Vac from the Sea, aims to bring attention to the issue of plastic pollution and at the same time combat the scarcity of recycled plastics needed for making sustainable home appliances.

A limited number of vacuum cleaners will be made from plastic debris harvested from the Pacific, as well as the Indian Ocean, Atlantic, Mediterranean, Baltic and North Sea. Anyone interested in the issue can follow the endeavor and find inspiration on how to get involved by visiting [www.electrolux.se/vacfromthesea](http://www.electrolux.se/vacfromthesea) and Facebook. The vacuum cleaners will be put on display to decision makers and consumers as part of spreading the word.

-  Resene Crowshead
-  Resene Turbo
-  Resene First Light

# the ultimate decorating card just got better!

As well as the discounts on purchases at Resene ColorShops, you can now present your Resene ColorShop Card elsewhere and enjoy discounts on a range of products and services from magazines, artwork and tiles through to housewashing. Simply present your Resene ColorShop Card or quote your card number to take advantage of these great offers. Offers are valid until 31 March 2011 and are not available in conjunction with any other offer, discount or promotion. All companies reserve the right to amend or update their offers at any time. For more information on all these great offers and more, see [www.resene.co.nz/colorshopcardoffers.htm](http://www.resene.co.nz/colorshopcardoffers.htm)



## subscribe to Dish or Good

Subscribe to *Dish*, the magazine designed to inspire you to cook and eat good food. Or *Good*, the magazine helping you make smart choices for yourself and the planet. One year (6 issues) for only \$37 (*Dish*) or \$31 (*Good*) – that's 35% off. Call 0508 SUBSCRIBE (0508 782 7274) and quote the Resene ColorShop Cardholder special offer. Offer starts with the next available issue.

Resene  
Landmark



Get a discount off Glengarry's extensive range of quality wine, beer and spirits every time you shop.

**0800 733 505**  
[sales@glengarry.co.nz](mailto:sales@glengarry.co.nz)  
[www.glengarry.co.nz](http://www.glengarry.co.nz)

Discounts vary by alcohol type and are not available in conjunction with any other offer.

Resene  
Bliss

## hirepool

Renovating your home is made easy with Hirepool. Whether your job is big or small Hirepool has a solution to make the job easier. And now it is even better value with a 15% discount for Resene ColorShop Cardholders. Visit your local Hirepool branch – 56 nationwide. Hirepool, hire the experience.

[www.hirepool.co.nz](http://www.hirepool.co.nz)

Resene  
Nite Life



## Art for Art's Sake

THE ART OF LIVING

### 15% OFF

Get 15% off the recommended retail price on any purchase (includes custom framing).

**0800 10 10 15**  
[artforartssake@extra.co.nz](mailto:artforartssake@extra.co.nz)

Offer excludes sale or already discounted items, Art for Art's Sake loyalty cards and gift vouchers.

Resene  
Relax

Offers are valid in New Zealand to Resene ColorShop Cardholders only until 31 March 2011 and are not available in conjunction with any other offer, discount or promotion. All companies reserve the right to amend or update their offers. See [www.resene.co.nz/colorshopcardoffers.htm](http://www.resene.co.nz/colorshopcardoffers.htm) or your Resene ColorShop for full details.

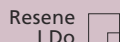


## 15% OFF at the Tile Warehouse

Tile Warehouse offers 15% discount off all tiles and tile related products such as Devi Underfloor heat mats, Aquamix cleaning and maintenance products and Construction Chemicals glues and grouts.

**0800 289 845**  
**www.tilewarehouse.co.nz**

Discount does not apply to benchtops or vanities.

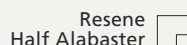


## no interest no repayments

Carpet Court offers no interest and no repayments for six months on purchase of carpet.

**0800 787 777**  
**www.carpetcourt.co.nz**

Credit and contract conditions apply, excludes close outs and seconds, available at participating stores, check availability with other promotions.



## 15% OFF

Tileworks offers a 15% discount on tiles to Resene ColorShop Cardholders.



## Trends magazine

Subscribe to the Trends Home Series, an international showcase of ideas for home design. Trends offers Resene Cardholders a one-year subscription to the Home Series for \$85 and you will receive a \$20 Resene Voucher. Your one year subscription will include the following:

- 2 editions each of Renovation Trends, Kitchen Trends, Outdoor Living & Holiday Homes
- 4 editions of New Home Trends and 1 edition of Bathroom Trends. To subscribe go to [www.trendsideas.com/go/resenespecial](http://www.trendsideas.com/go/resenespecial)

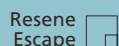
**www.trendsideas.com**



\$20 Resene voucher with every housewash or \$50 Resene voucher with every commercial building wash.

**0800 JT WASH (0800 58 9274)**  
**www.jtpropertywash.co.nz**

Available to Resene ColorShop Cardholders only. Not available in conjunction with any other offer.



And don't forget to use your Resene ColorShop Card when you're shopping at your local Resene ColorShop and enjoy savings on a wide range of paints, wallpaper and decorating accessories. If you don't have a Resene ColorShop Card, you can sign up online at [www.resene.co.nz](http://www.resene.co.nz) (New Zealand) or [www.resene.com.au](http://www.resene.com.au) (Australia).

# from you

Your news and views...



## mobile paint ▾

Remember us? We last painted our bus with your paints on the Pacific Coast of Mexico. It looked magnificent as we crossed the border to the USA to be inspected by Texan Border Patrol. We returned to Europe in 2008. Our bus arrived on a boat in Southampton only two days before Glastonbury Festival started. The white market-style tent in the background on the left of the photograph acts as an extra living space and doubles as our office.

You truly make great paints which make people smile when applied to a circus double decker bus. We have a big Resene sticker on the back of our bus.

*Scott Harrison, Izzy, Theo and Shara the dog*



## a toy for Moko ▲

We were lucky enough to swim with the late Moko the dolphin in Otarawaiwera Bay. Wanting to attract him for a photograph, a boatie gave us a Resene paint bucket as he seemed to like playing with it.

*Eve O'Sullivan*



## cheerful chairs ▲

Tony Ansell of Avocado Cottage in Tauranga has just completed two matching chairs and planters for his verandah at Avocado Cottage, Tauranga, using Resene Pohutukawa, Resene Eternity and Resene La Palma. I think this just shows how colour can lift the ambiance and delight the soul.

*Carolyn Atkinson, Resene colour consultant*

We look forward to receiving your letters and queries, and would particularly like to see any weird and wonderful ways you have used Resene paints. The best letter will win a Get Decorating Kit from Resene.

Mail us at: Hey *habitat*, Resene *habitat* Magazine, PO Box 38 242, Wellington Mail Centre, New Zealand. Or email: [advice@resene.co.nz](mailto:advice@resene.co.nz) with Hey *habitat* in the subject line.

## match-making

I just wanted to pass on my gratitude and let you know how helpful your website was for helping us colour-match bridesmaids' dresses, in Australia, with ties for groomsmen in New Zealand.

It was my son's wedding in New Zealand but he and his fiancée were in Melbourne and I was in Wellington. The bridesmaids' dresses were also in Australia and we wanted the groomsmen's ties to be same colour. Saying they were "greenish" wasn't that helpful! As the dresses were purchased off the shelf, there were no fabric swatches that could be sent to me.

So we used your website. I got my son to select the colour swatch that most closely resembled the colour of the dresses. It was Resene Cowabunga. I picked up a swatch at a Resene ColorShop and started my search finding a really good match in Nelson.

It was still a bit of a gamble but you cannot believe my sheer delight when I saw the dresses and the match couldn't have been more perfect. Everyone thought they had been made of the same fabric! So thank you very much Resene. Your website provided an amazing service.

*Lorelle Baxter, our winning letter*


 Resene Cowabunga

 Resene Bowie

 Resene Barely There

 Resene Reservoir





1



2



3



4

## exercise club

Who needs fancy gyms, asks David Bishop of Dunedin. He's discovered an exercise programme with added benefits – painting.

Says David: "My Christmas holidays consist, usually, of spreading large quantities of your product [Resene paint] across various walls around my house. In December I was overweight and not feeling very well after a fairly stressful year at work. A couple of weeks after Christmas I had a healthy tan, felt really fit and had lost 5kg in weight... I have been a member of the Resene Fitness Club for about 20 years now but only realised it quite recently." **H**




### here's how it works

**Exercise 1** (strengthens arms and back muscles): Scrape old loose paint off walls preparing to paint.

**Exercise 2** (loosens shoulder muscles): Stir paint vigorously with a stick using, alternating, left and right hands.

**Exercise 3** (builds arm and leg muscles, creates abs): Paint up and down, left and right, along the edges of the selected area.

**Exercise 4** (assists development of chest and neck muscles): Apply main body of paint using a roller while flexing arm and leg muscles.

-  Resene Knock Out
-  Resene Float
-  Resene Boogie Wonderland

# Four things to look for in an architectural designer.



Brendon Gordon Architecture, ADNZ, Tauranga

**A.D.N.Z.** Those letters indicate they are members of Architectural Designers New Zealand. That means they meet the requirements of our stringent ADNZ Competency Standards and Ethics. They are also experienced industry professionals whose integrity and accountability show in every aspect of their work, whether it's domestic or commercial, large or small. Their focus on clear communication will also ensure everything goes smoothly through every step of your project - from design conception to final certification. To contact an ADNZ member in your area, visit [adnz.org.nz](http://adnz.org.nz)



ARCHITECTURAL DESIGNERS NZ INC



# of water and earth

Self-confessed reality television junkie and business owner Catherine Livingstone was the last woman standing on the recent TV series *The Apprentice New Zealand*.

## Tell us about your work

I have run a consultancy company called Mission Impossible for the past five years. I take on the 'to do' list of busy business owners. Take the stress away by re-organising their businesses, the way they run their admin etc. Many of these people are trying to do too many roles so I show them how they can outsource, or reorganise to make their lives better and their companies run more efficiently.

## How would you describe your personal style?

Everyone who comes to my house says it's homely. I like my house to look lived in and cosy, to make people feel at home and comfortable. I have old leather couches and paintings that are colourful and abstract, also signs that say 'indulge', relax' and 'laugh'. I don't like a lot of black.

## What is your favourite colour and why?

Dark royal blue. My eyes are blue, I've always been into blue. I love water, so this colour represents a place I like to be the most – in



the water, swimming. It's a colour that has depth but also warmth.

## What is your favourite decorating colour or combination of colours and why?

When I decorate I tend to go for earthy and natural colours. I have a photo wall and collect antiques so I need colours that I can put a lot of different items with and which will match a lot of colours – a nice subdued background.

## Have those choices changed during the years? If so, what influenced that?

I have always liked earthy colours which was perhaps influenced by my mum who was a property developer. She used earthy creams and stone colours, which let anyone

who walked into a property feel they could make it their own with accent colours and accessories.

## Is there a colour you would never use in your own home?

I would never use orange. It's just not a colour I'm drawn to nor would I ever wear it. It's funny though, because we used orange on the Resene challenge on *The Apprentice*.

## What are your three favourite colours from Resene's new The Range 2011/12, and why?

Resene Jumpstart because it has a rich, leathery feel. Resene Bluegrass because it has an earthy tone but would lift up any room. Resene True Blue because it represents my favourite colour. **H**



# hungry for more habitat?

Set free your inner nosy neighbour by going to [www.habitatoftheweek.co.nz](http://www.habitatoftheweek.co.nz) to register for our e-newsletter which features a new drop-dead gorgeous home each week.

[www.habitatoftheweek.co.nz](http://www.habitatoftheweek.co.nz)




**habitat**  
OF THE WEEK

Coloured by Resene

# Choose a Heat Pump that's actually designed to heat.

(You'd be surprised how many aren't).



If you want efficient and effective home heating, Mitsubishi Electric Heat Pumps have a distinct advantage. Why? Because while most Heat Pumps are actually designed to cool, ours start with heating in mind. Naturally, our systems will also keep you cool in summer. But by focusing on warmth, Mitsubishi Electric Heat Pumps are better at doing what New Zealanders want them to do... keep you warm in winter.

The Mitsubishi Electric Advantage is also clearly evident in other ways. For example, our GE-Series Heat Pumps are proven to be the quietest in New Zealand\*. And if you live in a colder part of the country, a HyperCore® Heat Pump is guaranteed to outperform the rest. We've developed unique energy saving features that no other brand has matched, and we've styled our products with your home and family environment in mind.

So when you want to heat your home quietly and efficiently, choose the **Mitsubishi Electric Advantage**. It's your guarantee of a technically superior Heat Pump designed for the way you live. Find out more at [mitsubishi-electric.co.nz](http://mitsubishi-electric.co.nz)

New Zealand's <b>Quietest</b> Heat Pumps ...ever!	New Zealand's <b>Best</b> Low temp performance	With unique <b>Energy</b> Saving features
--	---	--

**Designed for superior heating**



GE-Series Wall-mounted



Compact Floor Console

\* The MSZ-GE25 and MSZ-GE35 are 19dB(A) when operating on their lowest fan speed (Quiet), as at 1st May 2010.



[www.mitsubishi-electric.co.nz](http://www.mitsubishi-electric.co.nz)

