

**NB. This chart is from the
Resene historical file.
Please refer to current
Resene colour charts
for the latest colour options**


Resene

water
borne

Woodsmen

penetrating oil stain

exterior



Resene
Total Colour
System

Resene

the paint the professionals use

Resene

water borne Woodsman penetrating oil stain exterior



Bleached Cedar WW400




Pickled Bluewood WW19



Ash Brown WW100



Smokey Ash WW22




Limed Spruce WW14



Nutmeg WW16



Iroko WD005



Limed Ash WW11



Pickled Bean WW18



Limed Gum WW12



Pickled Aspen WW17




Driftwood WD012



Limed Oak WW13



Tamarind WD006



Cherrywood WD020



Crowshead WD001



Banjul WD004



Dark Oak WW7



Treehouse WD037



Touch Wood WD036



Cedar WW600



English Walnut WW8



Rangitoto WD032



Oiled Cedar WD028



Natural WD026



Grey Green WW9



Daintree WD015



Jacaranda WD019



Japanese Maple WD017



Zydeco WD008



Woody Bay WD038



Totem Pole WD035



Fern Frond WD016



Mosaic WD025



Embers WD013



Kumera WD033




Downriver WD011



Bamboo WW200





Resene

water
borne

Woodman

penetrating oil stain

Resene Waterborne Woodsman is a new approach to wood stains matching the needs of timber to the desire to achieve the most natural appearance possible. Maximum mould resistance has been achieved through the inclusion of powerful fungicides.

With an adaptable formulation, Resene Waterborne Woodsman is suitable for use on a wide range of exterior timber substrates including:

- Dressed and Rough Sawn Timber
- Plywood and Profiled Sheets
- Fences
- Weatherboards
- Garden Furniture
- Beams

Resene Waterborne Woodsman is easy to apply and requires minimum surface preparation. For **New Timber**, ensure surface is dry and free from dirt, dust and loose fibres. For **Exposed Timber** (greater than one week), remove any gross contamination and semi-detached cellulose fibres, and treat the surface for mould using Resene Moss & Mould Killer (Data Sheet D8o). For **Existing Stained Surfaces**, remove all the weakly adhering coating by sanding and treat the surface for mould using Resene Moss & Mould Killer (Data Sheet D8o).

Apply two coats of Resene Waterborne Woodsman by brush, roller or spray following the recommended coverage rates below. During application stir the contents of the can frequently to ensure even distribution of colour. When the job is complete, clean up with water when wet or mineral turps when dry.

Typical coverage

TIMBER TYPE	FIRST COAT	SECOND COAT
Badly Weathered Timber	3-4 square metres per litre	5-7 square metres per litre
Rough Sawn Timber	4-6 square metres per litre	9-11 square metres per litre
Dressed Timber*	10-12 square metres per litre	12-14 square metres per litre

*For Dressed Timber, apply a third coat 12-14 square metres per litre after about 3-6 months.

Resene Waterborne Woodsman will require maintenance after two summers.

All colours on this chart are available in Waterborne Woodsman. A smaller selection of colours is available in Resene Woodsman, a solventborne exterior wood stain. Check the availability of your desired colour with your local Resene ColorShop if you wish to use solventborne Woodsman.

The Resene Woodcare range offers do-it-yourself and trade professionals products suitable for almost every interior and exterior timber application. For information on our range of other Woodcare products, including Resene Waterborne Colorwood, Lumbersider, Qristal Clear Finishes, Aquaclear and Polythane, contact your nearest Resene ColorShop. For further technical information on Resene Waterborne Woodsman see Data Sheet D57a and for Resene Woodsman, see Data Sheet D57.

NB. The final finish will vary depending on the timber you are staining. Always test your chosen colour on a representative sample of timber. Resene testpots are available from Resene ColorShops nationwide.

Resene


products for all projects

Resene has a comprehensive range of products and decorating tools for all areas in and around the home, including products that are ideal for all those backyard projects.




Kwila Decking Stain

Resene Kwila Decking Stain is ideally suited for new timber and timber that requires a little rejuvenation. Formulated for kwila, it is also ideal over other exotic hardwoods.



Complement with a solid colour finish

Two coats of Resene Lumbersider will add colour to your fence, deck, outdoor furniture or walls in next to no time. Check out the Resene Lumbersider Chart for some earthy tones perfect for the great outdoors.



Steps, paths and driveways

Giving your paths and steps a fresh coat of paint can do wonders for the overall look of your entranceway. Simply wash down the existing coating, remove any loose flaking material and recoat using two coats of Resene Sidewalk. Or for a more natural look, add colour to cementitious surfaces with Resene Concrete Stain, which is designed to penetrate the surface of concrete and masonry to form a tough low sheen finish that enhances the natural texture of the concrete. See the Pavings Coatings colour chart for a full range of paving paints and stains.



Swimming pools

After a hard day's work, relaxing in a swimming pool is always popular. Resene Swimming Pool Paint has been specially designed for direct application to concrete swimming pools. A pool coated in Resene Swimming Pool Paint 'Magic Blue' will be less affected by chemicals used for treating pools than traditional pigmented pool finishes. The result is a longer lasting colour, giving you more time to enjoy your pool because you'll spend less time repainting it.



Planters

Textured, colourwashed, painted or stained... Resene has a wide range of products suitable for decorating planters. Available in hundreds of colours, Resene testpots allow you to add colour to your garden planters without being left with litres of excess paint.



Interior wood stains

If you wish to continue the natural timber theme inside, Resene Waterborne Colorwood interior wood stain is the perfect way to colour interior timber while still allowing the natural grain to show through.



'See' the finish

Virtual painting with Resene EzyPaint allows you to visualise the entire colour scheme before the redecorating even starts. Resene EzyPaint can be downloaded free from the Resene website www.resene.co.nz (NZ) or www.resene.com.au (AUST) or purchased on CD-Rom from your local Resene ColorShop or Reseller.



Put your colour to the test

No matter how you select your stain colours, always use testpots to confirm your choices in the area you are planning to stain. Resene Waterborne Woodsman testpots are available from your local Resene ColorShop or Reseller or you can order them online from the Resene website.



Choose to help the environment

You can minimise the effect your next decorating project has on the environment by choosing one of the Resene range of Environmental Choice approved products. Resene Waterborne Woodsman is an Environmental Choice approved product.

Resene

the paint the professionals use

In New Zealand: 32-50 Vogel Street, Lower Hutt, PO Box 38-242, Wellington Mail Centre
Call 0800 RESENE, visit www.resene.co.nz or email us at advice@resene.co.nz

In Australia: PO Box 785, Ashmore City, Queensland 4214
Call 1800 738 383, visit www.resene.com.au or email us at advice@resene.com.au

Color Communications
1202-2317
9 418022 018643