



“ It’s ironic how even though you may call yourself a painter or a wallpaperer, chances are you are often asked to recommend colour choices too. While it’s easy to opt for the tried and true neutrals, there is a trend towards stronger colour, so for many clients neutrals won’t be the right choice. If your clients need a huge amount of assistance, suggesting they employ a professional colour consultant may be the best option. Or if they want to make the choice themselves but just need some direction suggest they come in and see us at their local Resene ColorShop. They can use our in store colour library, tools and advice to help them choose their colour scheme so you can get on with the project...”



Resene A4 colour sample

Resene project slide

Resene Colour View

## Try out colours with Resene Colour View

Ever had a client who can’t decide on their colours and can’t imagine how they’ll look once they’re up? Yup, it’s a pretty common occurrence for most of us.

Help your clients see how colours look in home and room settings with **Resene Colour View**. All they need to do is simply choose A4 colour samples from our in store colour library and place them behind the Resene Colour View picture of their choice. The paint colour shows through the clear areas of the picture so they can see how that paint colour would look in that room or area.

There are 22 pictures to choose from with exteriors and interiors. It’s a quick and easy way to try out a whole range of colour options in store to help narrow down their colour choices.

Resene Colour View is available free to use at Resene ColorShops and resellers.

## Clean up

Like washing a car, cleaning a house or building will help it look good for longer.

Airborne contaminants that settle on the paint film, such as salt deposits, and moss and mould, can attack the surface and cause premature breakdown. Resene Paint Prep and Housewash is ideal to wash down homes and buildings as part of a regular maintenance plan and also prior to repainting to provide a fresher surface for the new paint finish.

As Resene Paint Prep and Housewash has grown in popularity, we have now released a bulk 10 litre size designed for regular users of the product. For an instant fresh appearance, wash the surface with Resene Paint Prep and Housewash diluted as recommended with water, then wash off with water. For a slower-acting, longer-term clean, use Resene Deep Clean, a slow release cleaning agent which is applied to the surface and then left to weather. The new bulk pack size is available from selected Resene ColorShops and resellers.



## Wall wise


New to Resene is the exclusive range of Surtech self-adhesive glass fabric. Simply apply, followed with new **Resene Surtech Surfacer** and finish in your chosen Resene coloured topcoats.



Surtech is self-adhesive and can be easily repositioned, saving time mucking around with pasting or repositioning. The Surtech fabric isn’t permanently adhered until the Surfacer is applied so you can remove and reapply strips of Surtech prior to applying the Surfacer if needed.

The fibre reinforcing adds rigidity and strength to the finish and makes it ideal in high traffic areas such as schools, rest homes and hospitals where damage is more likely. As fibreglass is fire retardant this added protection is built into the system.

Ask your Resene representative or Resene ColorShop team whether Surtech is right for your next project.



## 10 years on and still growing

To make it easier for you to deal with your decorating wastes you can now return your Resene empty pails free to any Resene ColorShop (NZ) that accepts **PaintWISE**. They must be empty though! In a world first, these pails are made into 'new' Resene pails with 100% recycled content using a process and equipment custom designed in Auckland.

PLUS you can now return used thinners and turps to the Resene PaintWISE service at selected Resene ColorShops (NZ) only. Small return charges apply.

It's been 10 years since the Resene PaintWISE paint and paint recycling

programme started; it is the only paint product stewardship programme accredited by the Ministry for the Environment. Thanks to your help and other decorators over 2 million packs have been collected! That means over 400,000kg of steel has been recycled and over 200,000kg of plastic. Over 500,000 litres of solventborne paint has been sent to solvent recovery and over 190,000 litres of paint has been donated to cover graffiti and other community projects.

Here's a reminder of what you can return to the Resene PaintWISE service (NZ only)...

### Resene PaintWISE acceptance list

#### We DO accept:

- ✓ All waterborne paints, all brands, must be in original labelled/printed packaging (rusty packaging is acceptable).
- ✓ All solventborne paints, all brands, must be in original labelled/printed packaging (rusty packaging is acceptable).
- ✓ All protective coatings two packs and hardeners produced by Resene or Resene Group companies (Altex, Resene, Rockcote/PSL).
- ✓ All polyurethanes.
- ✓ All textured coatings produced by Resene or Resene Group companies (Altex, Resene, Rockcote/PSL).
- ✓ All mineral turps, paint thinners, raw or boiled linseed oil, tung oil, methylated spirits and solventborne brush cleaners. The solvents can be 'dirty' - i.e. they have been used for cleaning, but must be in their original identifiable container for safety reasons.
- ✓ All Resene empty tinter cans.
- ✓ Maximum pack size is 20 litres.

#### We DO NOT accept:

- ✗ Acids of any kind.
- ✗ Protective coatings two packs and hardeners produced by companies other than Resene or Resene Group Companies (Altex, Resene, Rockcote/PSL).
- ✗ Wallpapering or tiling materials, glues, pastes, grouting, sealants, adhesives, etc.
- ✗ Any paint not in original labelled packaging (i.e. no paint in glass jars, no paint in non paint cans etc).
- ✗ Aerosol/spray cans.
- ✗ Plastering products - e.g. GIB© compounds etc.
- ✗ Road coatings, Flint coatings.
- ✗ Textured coatings produced by companies other than Resene or Resene Group Companies (Altex, Resene, Rockcote/PSL).
- ✗ Pack sizes over 20 litres.

## Coverage more or less



Normally when we talk about coverage, you automatically assume it's how well the paint covers the surface and more is better than less. In this decorating story sent to us by a painter, less coverage was definitely an issue...

"A couple of years ago while painting a large block of flats – to get to the door of the property we had to go through one of the flats. We knocked on the door and the female occupier opened the door – ahh – no top on – aghast we told her we needed to go through to the rear. She led us through.

The following morning knock knock – I nearly fell over – the lady appeared totally nude, still in shock we went through to the rear of the dwelling.

Meanwhile the owner had asked me to paint a couple of rooms inside. Gladly I undercoated the bedroom trying not to look anywhere but at the wall.

The next day she answered the door fully clothed and went off for the morning. I worked outside for a while and then went inside to topcoat the room. As I was getting my paints ready the lady returned, stripped naked, and went about her house as if I was not there. Uncomfortably I topcoated the room.

That evening the owner phoned me and asked if I had been drinking – "no why?" "You painted the room three different colours!" I assure you I was a gentleman at all times."



That's all for now –  
catch ya next month!

TwoCan, Editor.

