


Resene

HERITAGE

COLOURS

Recreate the
authentic colours of
traditional homes



Resene

Total Colour

System

Resene

the paint the professionals use

Includes Traditional Maori Colour Palette

Traditional homes are an integral part of our heritage. It is therefore pleasing to see the growing trend towards restoring older homes and the subsequent resurgence of interest in the house colours of our past. Many homeowners with older houses, especially those pre-1940 are striving for authenticity in colour repainting to enhance the true architectural heritage of their homes.

In association with leading conservation architect Ian Bowman, Resene developed a set of colour guidelines to reflect the various historical periods of home design. This palette is showcased in this colour chart. To ensure the authenticity of the colour palette, Ian Bowman has meticulously documented the source building, structure or documentation for each colour. See www.resene.com/heritagecolours for more source detail.

It is important to note that the range of colours used in the past was somewhat limited and changes between periods were gradual. Not every early homeowner may wish to recreate the exact colour shades of another era, but for those who do, this collection is an ideal starting point for developing the right scheme.

When decorating old homes lead can be a health hazard. Small chips of lead containing paint or lead paint dust can create health risks. It can also contaminate the environment. Until 1965, many paints on the market had high lead levels. This was particularly true of pre-1945 paints. Even if a building has been recently painted, it may have been painted with lead-based paints or have layers of old paint covered by modern paint. Today only special purpose paints contain lead and these are clearly labelled.

For more information on dealing with lead-based paint see the Resene Putting your safety first brochure at your local Resene ColorShop or Reseller or alternatively you can visit www.resene.com/leadbased.

HOME GROWN

Resene

The story of New Zealand's own paint company



Resene was started in 1946 by an Eastbourne builder, Ted Nightingale, who needed an alkali resistant paint to cover his concrete buildings. There was nothing available at the time, so in typical kiwi style he developed his own - in a cement mixer in his garage! In response to demand from other builders, Ted commenced producing his paint on a commercial basis under the brand name Stipplecote.

Stipplecote was a cement based paint required by builders because there were really no paints on the market at that stage that were suitable for use over concrete. The initial garage production facility was superseded by the establishment of Resene's first factory in an old stable in Tinakori Road, Wellington.



In 1951, Ted Nightingale launched the first waterborne paint in New Zealand under the brand name 'Resene' - a name derived from the main ingredient of paint - resin. This launch was followed in 1952 by company registration under the name Stipplecote Products Ltd and a move to a new larger factory in Kaiwharawhara, Wellington.

A period of innovation was to follow. Waterborne paints had a very slow start. The marketplace was cautious with the new technology and had difficulty understanding that a waterborne paint would not wash off the walls with water.



Customers initially remained loyal to lead and solventborne paints. It was only after a massive sales effort that waterborne paint sales really took off. Demonstrations were run in shop windows showing boards being painted with waterborne paints and then the brushes being rinsed off in water. People standing in the street could not believe that the paint wouldn't just wash off the board.

The market eventually responded to the new paint technology and Resene's perseverance paid off with a period of rapid expansion during the late 1950s and early 1960s. As the emphasis shifted away from cement based paints towards waterborne paints, the company name was changed to 'Resene Paints Ltd' in 1977.



Resene shifted premises from its older site in Kaiwharawhara to Gough Street in Seaview, Lower Hutt, where it remained for 25 years before shifting to its current location in Naenae, Lower Hutt in 1992. By relocating to the Seaview site, Resene became situated in an industrial area, which later provided for further expansion with a second manufacturing unit a few blocks away.



1975 saw the launch of the first of a national chain of retail stores. The move into retail occurred almost by accident. Tony Nightingale (Ted's son and the then Managing Director) bought a wallpaper company that happened to own a store in Marion Street, Wellington. It was at this site that the first store, originally called the Marion Street paint shop, was established. Following overwhelming success with the opening of this store, the ColorShop concept was conceived and duplicated in other regions. The brand name 'ColorShop' was selected in preference to 'ColourShop' quite simply because it was unique and the word looked better.



Resene also built itself a reputation as the colour leader, with a number of firsts in this area. In 1969 Resene introduced a new system of colour, the British Standard Specification colour range (BS2660 range), which provided a range of strong colours at a time when New Zealanders were used to pastel colours. The stronger BS4800 range followed in 1973. Resene was also the first company to offer a full range of testpots in New Zealand in 1975.

Throughout this time, Resene has also been known as a leader in the development of environmentally friendlier products from the basic innovation of Resene waterborne paints to the removal of lead from decorative paints in the late 1960s well ahead of other manufacturers. To reinforce this position, Resene joined the Environmental Choice programme in 1996, making it easier for consumers to select paints and technologies that ease the burden on the environment. The relatively recent innovation of waterborne enamels has enabled customers to substitute waterborne products for solventborne products.




Over a half a century on, the Resene Head Office is situated in Naenae, Lower Hutt supplying quality paints to both the New Zealand and international markets.

For more on the history of Resene, see www.resene.com.nz/nostalgia.



Dark Crimson™ cc R30-032-016

Brown Pod™ cc BR30-029-042



Mahogany™ cc R30-038-026

Nelson Red™ cc R32-050-029



Bright Red™ R44-148-034

Burnt Sienna™ cc R40-059-030



Terracotta Pink™ R51-100-031

Copper Rust™ cc R53-061-032



Burnt Umber™ cc BR31-023-061

Toffee™ cc O53-077-055



Milk Chocolate™ cc BR34-034-049

Light Tan™ O60-096-058



Carnaby Tan™ cc BR40-050-056

Florentine Pink™ O69-075-049



Slate Brown™ cc BR53-028-056

Soft Pink™ O89-032-044




Oak™ cc O47-066-064

Twine™ cc Y68-078-073




Dark Buff™ cc O57-078-063

Buff™ Y68-067-073



Flesh™ cc BR78-049-063

Bowman™ BR79-054-075




Rich Cream™ Y90-057-073

Sand™ Y84-040-077



Butter™ Y84-069-089

Fawn Green™ G78-042-095



Light Beige™ Y83-063-082

Thistle™ Y79-036-089



Chamois™ Y86-052-079

Merino™ Y91-009-076



Colonial White™ Y89-043-083

Soapstone™ N93-008-081




Scrub™ cc G37-020-109

Earth Green™ cc G29-016-121



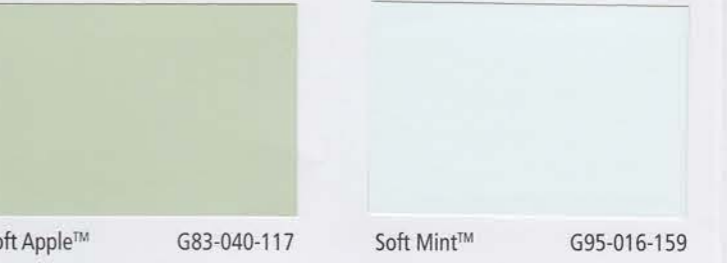
Olive Green™ cc G35-023-122

Green House™ G48-055-134



Green Mist™ cc G80-038-104

Amulet™ G68-043-134




Soft Apple™ G83-040-117

Soft Mint™ G95-016-159



Ivy Green™ cc G31-020-167

Blue Night™ cc B28-028-267



Kaitoke Green™ G38-056-160

Cobalt™ cc B39-058-260



Envy™ cc G71-028-149

Danube™ cc B64-073-252



Stack™ cc N65-003-154

Bali Hai™ B70-024-230

This heritage colour palette showcases colours used on commercial and residential heritage buildings reproduced using modern paint technology. The picture guides provided are designed to help you see how the colours would have been used on traditional homes so you can use the colours in authentic colour combinations. For examples of the colours in use historically see Ian Bowman's additional notes online at www.resene.com/heritagecolours.

Early Colonial 1840-1870

The use of imported paints or homemade limewashes with one or two-toned colour schemes typified this period.

Ochres, umbers, creams and fawns were generally widely used colours for limewashes on cob and earth buildings. The same range of paint colours, including light yellows, were common on domestic timber buildings that were designed to imitate stone.

Although white was not common, it was used for



Resene Butter complemented by Resene Stack and Resene Slate Brown.

window sashes on the simplest buildings.

Corrugated steel roofs were either left unpainted or painted in dark reds. Natural roofing materials such as slates and shingles were generally left unpainted.

Wallpaper was introduced towards the end of the period and became popular.

White or coloured whitewash was common for smaller houses, while plain paint or wallpaper colours such as soft grey blues, mid greens, crimsons, reds and lighter shades of these were popular, together with whites and creams.

Timber ceilings, architraves and skirtings were varnished with kauri gum.

Mid Victorian 1870s-1890s

The same earthy colours were used as in the earlier period but a darker range of tones was introduced. Weatherboard colours were Resene Buff, Resene Dark Buff or Resene Bowman, while trim, if picked out, was several shades darker. The sashes and doors were very dark reds, browns, greens or olive greens.



Resene Merino complemented by Resene Nelson Red and Resene Slate Brown.

Roofs were painted the same dark reds as in the earlier period but dark greens and greys were added. Striped veranda roofing was common with the darker colours alternating with creams. Inside, colours for all wall and ceiling surfaces and materials were carefully chosen to harmonise with each other, with common colours including crimsons, buffs, blues, greys, browns, reds, tans, olives, terracottas, greens, roses and golds.

Usually architraves, skirtings, doors, window sashes and decorative timberwork were all varnished or, later in the period, doors, architraves and skirtings were black japanned. Painted plaster ceilings and decorations became popular towards the end of the century.

The kitchen was likely to have had painted white or cream finished tongue and groove.



Resene Buff complemented by Resene Nelson Red and Resene Butter.



Resene Burnt Sienna complemented by Resene Dark Crimson, Resene Soapstone and Resene Earth Green.

Late Victorian and Edwardian 1890s-1914

The most commonly used dark colours remained the dark greens and reds, and the maroons with dark browns. Light colours were creams, fawns, drabs, dark pinks, buffs, pale greens and greys.

Simpler homes retained the three colour palette with light weatherboards, dark trim and a different dark colour for the window sashes and doors.

The alternative scheme used the same range of colours but the weatherboards could be a dark colour and the trim a light colour.

The complex, detailed styles usually picked out trim and framing elements. Veranda posts had brackets and mouldings of opposite colours to posts, finials were an opposite colour to their brackets, doors had the panels a lighter colour than the stiles and rails, and gable framework was an opposite colour to the filigree detail between.

The same colours were used on roofs as in the earlier period.



Resene Burnt Sienna complemented by Resene Rich Cream, Resene Stack and Resene Ivy Green.



Resene Slate Brown complemented by Resene Brown Pod, Resene Blue Night and Resene Butter.



Resene Soapstone complemented by Resene Kaitoke Green, Resene Dark Crimson and Resene Stack.

Interior colour schemes were less bright with more colours used that were delicate and muted. Colours included soft pinks, soft greens, light and dark greys, blues, yellows and detail sometimes picked out in gold.

Dominion 1914-1945

This period saw a greater range of style and use of colour than ever before. The Californian bungalow became the most popular style for housing, using pale colours such as off-whites, buffs and creams for the body of the house and dark greens, dark reds and even blacks for trim and shingles under the gables and bay windows.

An alternative was for the entire house to be painted or stained black.

The Art Deco and Moderne styles from 1925

to the late 1940s used paler colours such as off-whites, pale greens, pale pinks and light browns. Details were picked out, often in contrasting colours such as Resene Kaitoke Green and Resene Blue Night or Resene Green House and Resene Cobalt.

Window frames and sashes would be a light colour, while doors would often be a dark colour such as blue or green.


Interior colours in this period were paler even than the previous period with pastels

A greater complexity of interior colour was introduced with stained glass and lead light windows.



Resene Colonial White, Resene Blue Night and Resene Burnt Sienna.

Cover picture: Get the look with walls in Resene Florentine Pink, trims and joinery in Resene Sand and roof in Resene Ivy Green.



Uhi cc

N27-001-174



Hinau cc

R33-029-036



Hukanui cc

R35-047-039



Kakaramea

R38-065-037



Waiwherowhero

O47-070-052



Komakorau

BR39-049-041



Muka cc

Y76-055-073



Traditional Maori Colour Palette

Resene has for many years supported the Marae DIY series, which focuses on collaborative effort to protect and rejuvenate Marae buildings. Through those many projects, the Resene Heritage colour range has been a constantly referred to reference. In many cases early colours were similar for European and Maori buildings, purely because that was the limits of the colour technology and palette available. Traditional Maori colours do have their own unique nuances though, and thanks to Wiremu Puke, Maori ethnographer, these have now been reproduced in Resene colour with this Traditional Maori Colour Palette.

Colour	Colour code	Tone		RGB
Amulet	G68-043-134	L	38	125 157 114
Bali Hai	B70-024-230	W	40	132 156 169
Blue Night cc	B28-028-267	U	5	31 38 59
Bowman	BR79-054-075	P	56	213 177 133
Bright Red	R44-148-034	R	14	146 42 49
Brown Pod cc	BR30-029-042	U	6	60 36 27
Buff	Y68-067-073	M	38	179 140 88
Burnt Sienna cc	R40-059-030	D	11	104 51 50
Burnt Umber cc	BR31-023-061	O	7	64 53 44
Butter	Y84-069-089	P	65	222 203 129
Carnaby Tan cc	BR40-050-056	O	11	91 58 36
Chamois	Y86-052-079	W	68	230 204 154
Cobalt cc	B39-058-260	D	10	39 60 90
Colonial White	Y89-043-083	W	74	233 215 171
Copper Rust cc	R53-061-032	L	21	149 82 76
Danube cc	B64-073-252	P	33	91 137 192
Dark Buff cc	O57-078-063	O	25	151 102 56
Dark Crimson cc	R30-032-016	M	6	64 35 39
Earth Green cc	G29-016-121	U	6	46 52 43
Envy cc	G71-028-149	P	42	139 165 143
Fawn Green	G78-042-095	P	53	188 184 143
Flesh cc	BR78-049-063	P	52	204 164 131
Florentine Pink	O69-075-049	L	40	208 131 99
Green House	G48-055-134	G	16	62 99 52
Green Mist cc	G80-038-104	W	57	191 194 152
Ivy Green cc	G31-020-167	U	7	35 53 45
Kaitoke Green	G38-056-160	G	10	36 83 54
Light Beige	Y83-063-082	P	63	221 194 131
Light Tan	O60-096-058	O	29	175 108 62
Mahogany cc	R30-038-026	M	6	73 38 37
Merino	Y91-009-076	W	78	225 219 208
Milk Chocolate cc	BR34-034-049	G	8	76 52 41
Nelson Red cc	R32-050-029	M	7	79 37 37
Oak cc	O47-066-064	O	16	120 81 45
Olive Green cc	G35-023-122	G	9	53 63 42
Rich Cream	Y90-057-073	W	76	255 215 160
Sand	Y84-040-077	W	63	220 197 159
Scrub cc	G37-020-109	G	9	61 64 49
Slate Brown cc	BR53-028-056	L	21	125 103 87
Soapstone	N93-008-081	W	83	236 229 218
Soft Apple	G83-040-117	W	62	184 202 157
Soft Mint	G95-016-159	W	87	223 240 226
Soft Pink	O89-032-044	W	75	242 205 187
Stack cc	N65-003-154	W	34	133 136 133
Terracotta Pink	R51-100-031	D	19	155 61 61
Thistle	Y79-036-089	P	56	199 189 149
Toffee cc	O53-077-055	O	21	142 89 60
Twine cc	Y68-078-073	M	38	193 145 86
Maori Colour Palette				
Hinau cc	R33-029-036	U	8	72 42 37
Hukanui cc	R35-047-039	U	8	87 42 35
Kakaramea	R38-065-037	U	10	110 44 37
Komakorau	BR39-049-041	O	11	100 53 42
Muka cc	Y76-055-073	L	51	210 172 125
Uhi cc	N27-001-174	U	5	37 37 37
Waiherowhero	O47-070-052	U	16	134 73 44

Key: D = Deep G = Green L = Light M = Mid O = Ochre
P = Pastel R = Red U = Ultra deep W = White
cc = Also available as a Resene CoolColour™. A change in tone or product may be required for some colours to achieve a Resene CoolColour effect.

Note 1: The approximate light reflectance value (LRV) of a colour indicates the amount of visible light that a colour will reflect. Black has a light reflectance value of 0% and absorbs all light. The surfaces are consequently very dark and can get very hot. In contrast, white has a light reflectance value of 100% and keeps a building light and cool. All colours fit within these two extremes. A Resene CoolColour™ is formulated to reflect more of the sun's energy, improving the colour's heat and total solar reflectance (TSR) properties compared to a normal colour, keeping the coating, substrate and building cooler.

Note 2: Mid to dark colours are not suitable for some exterior substrates and if used may cause damage to the substrate, such as warping, checking and premature failure. Always check with the substrate supplier prior to commencing any work to ensure colour selections fit within their guidelines. Resene also manufactures Resene CoolColour technology and this may increase the colour range that can be suitable over some heat sensitive substrates - refer Resene for further information.

Note 3: Tones listed above are subject to change if colours are reformulated.

Note 4: Colours may be available in selected products or sizes only. Check with Resene ColorShop or Reseller staff to ensure your selected colour is available in the product and/or size you require.

Note 5: This colour chart is finished with Resene SpaceCote Low Sheen waterborne enamel, a product ideally suited to kitchens, bathrooms and broadwall areas.

Resene

the paint the professionals use

1800 738 383 0800 RESENE (737 363)
www.resene.com.au www.resene.co.nz



© Copyright Resene Paints Ltd, November 2006. Accurate reproduction of the colours shown in this colour range is only available using genuine Resene premium products, tinters and formulations. These are not available from other manufacturers or retailers. Unauthorised use of Resene colours and colour names breaches Resene's copyright and trademark rights. Colours may appear to vary with different gloss levels, lighting, substrate texture and application method and technique. Printed on environmentally responsible paper produced in an ISO14001 (Environmental Management System) accredited mill, from Elemental Chlorine Free (ECF) pulp sourced from sustainable forests and plantations. Printed using vegetable-based inks. Please recycle.